




C A T A L O G U E



www.gude.sk



2017–2018



SLOVAK MANUFACTURER OF METAL FURNITURE





SLOVAK MANUFACTURER OF METAL FURNITURE

Güde Ltd. is a commerce and manufacturing company representing Güde Wolpertshausen in Slovakia. It has become one of the leading manufacturers of metal furniture in the country. Güde Ltd. has gained a good position in EU markets with its wide range of lockers, cabinets, tables, assembly carts, filing cabinets and other products. Most of our products are mass-produced, yet we can adapt to customer needs. Our products are used by car service centers, schools, medical facilities, fitness centers, companies and private persons.

An individual approach to customers, high technology and qualified staff is a guarantee of customer's satisfaction. Güde products are made from high quality materials in accordance with the requirements of environmental standards. The full range of products can be purchased directly from our shop or from the e-shop. We believe that you will find our offer interesting and that you will become one of our loyal customers.



CONTENTS



LOCKERS AND BENCHES

8-31



OFFICE CABINETS AND TABLES

34-49



GLASS AND FILING CABINETS

52-55



WORKBENCHES

58-95



WORKSHOP AND CHEMICAL
CABINETS

98-105



ASSEMBLY TROLLEYS

108-128

CONTACT

GÜDE s.r.o.
Podtúreň-Roveň 208
033 01 Liptovský Hrádok

Tel./Fax: +421 44 52 22 688
e-mail: gude@gude.sk
www.gude.sk



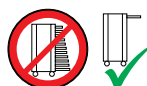
LEGEND OF USED SYMBOLS



product is fully assembled



Professional quality



CAUTION: while ejecting more than one drawer at same time the trolley may flip over



TÜV CERTIFICATION

THE SAMPLER OF PRODUCT COLOURS

 RAL 7035

 RAL 7001


 RAL 7016

 RAL 3000


 RAL 5015

 RAL 2003

 RAL 1021



S L O V A K M A N U F A C T U R E R O F M E T A L F U R N I T U R E



L
O
C
K
E
R
S

A
N
D

B
E
N
C
H
E
S



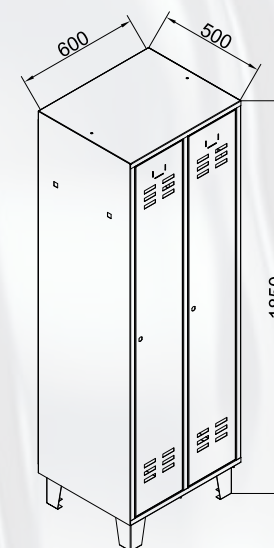


LOCKER GS2 600 ON LEGS



- High quality welded construction made of 0,7- 1,5 mm steel sheet
- Ventilation openings at the top and bottom part of the door
- Door stiffeners
- Optional cylinder lock, padlock or code lock
- Locker on legs
- Accessories: 2 shelves, 2 clothes-hangers, 4 hooks
- Stove enamel finish

Name	Art.No.	Width (mm)	Height (mm)	Depth (mm)	Weight (kg)
Locker GS2 600 on legs	103060, 103080, 103090, 103100, 103110, 103120	600	1850	500	42



RAL 7035/5015
Art.No. 103080



RAL 7035/2003
Art.No. 103100



RAL 7035/3000
Art.No. 103090



RAL 7035/7035
Art.No. 103060



RAL 7035/1021
Art.No. 103110





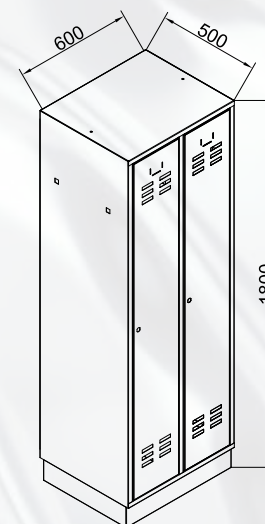
RAL 7035/7016
Art.No. 103120

LOCKER GS2 600



- High quality welded construction made of 0,7-1,0 mm steel sheet
- Ventilation openings at the top and bottom part of the door
- Door stiffeners
- Optional cylinder lock, padlock or code lock
- Pedestal locker
- Accessories: 2 shelves, 2 clothes-hangers, 4 hooks
- Stove enamel finish

Name	Art.No.	Width (mm)	Height (mm)	Depth (mm)	Weight (kg)
Locker GS2 600	102700, 102710, 102720, 102730, 102740, 102750, 102760, 102761	600	1800	500	42



RAL 7035/5015
Art.No. 102720



RAL 7035/2003
Art.No. 102740



RAL 7035/3000
Art.No. 102730



RAL 7035/7035
Art.No. 102710



RAL 7035/1021
Art.No. 102750




RAL 7035/7016
Art.No. 102760







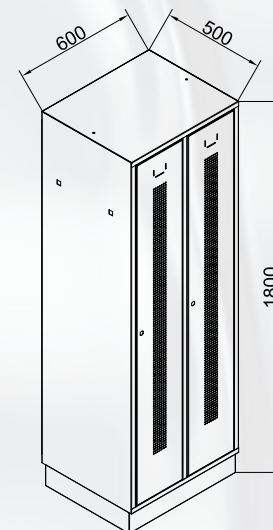
RAL 7016/3000
Art.No. 102761

LOCKER GS2 600 WITH DOOR PERFORATION



- High quality welded construction made of 0,7-1,0 mm steel sheet
- Vertical Door Perforation
- Door stiffeners
- Optional cylinder lock, padlock or code lock
- Pedestal locker
- Accessories: 2 shelves, 2 clothes-hangers, 4 hooks
- Stove enamel finish

Name	Art.No.	Width (mm)	Height (mm)	Depth (mm)	Weight(kg)
Locker GS2 600 with perforation	103130, 103140, 103150, 103160, 103170, 103180, 103181	600	1800	500	42



RAL 7035/5015
Art.No. 103140



RAL 7035/2003
Art.No. 103160



RAL 7035/3000
Art.No. 103150



RAL 7035/7035
Art.No. 103130



RAL 7035/1021
Art.No. 103170



RAL 7035/7016
Art.No. 103180



RAL 7016/3000
Art.No. 103181



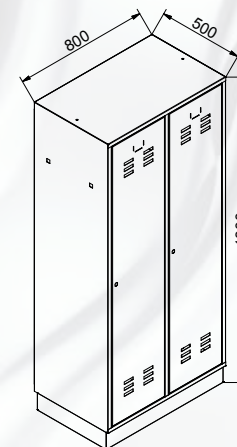
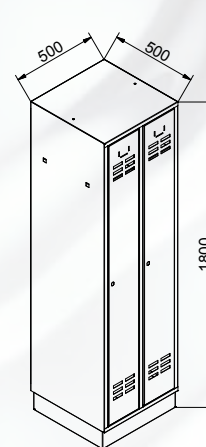
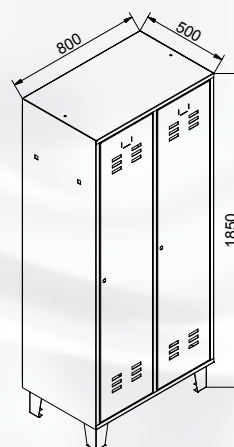
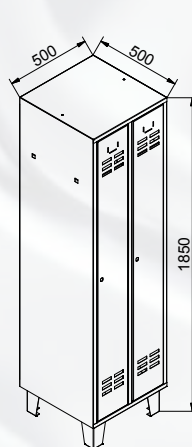
LOCKER GS2 500/ GS2 800 ON /LEGS/PEDESTAL



- High quality welded construction made of 0,7- 1,5 mm steel sheet
- Ventilation openings at the top and bottom part of the door
- Door stiffeners
- Optional cylinder lock, padlock or code lock
- Locker with legs
- Accessories: 2 shelves, 2 clothes-hangers, 4 hooks
- Stove enamel finish

- High quality welded construction made of 0,7- 1,0 mm steel sheet
- Ventilation openings at the top and bottom part of the door
- Door stiffeners
- Optional cylinder lock, padlock or code lock
- Pedestal locker
- Accessories: 2 shelves, 2 clothes-hangers, 4 hooks
- Stove enamel finish



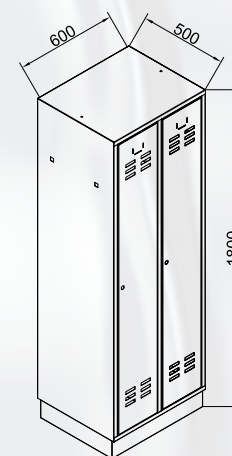
Name	Colour	Art.No.	Width (mm)	Height (mm)	Depth (mm)	Weight (kg)
Locker GS2 500 on legs	7035/5015	102681	500	1850	500	36
Locker GS2 800 on legs	7035/5015	104551	800	1850	500	50
Locker GS2 500	7035/5015	102662	500	1800	500	36
Locker GS2 800	7035/5015	104370	800	1800	500	50



LOCKER GS2/4 AND GS2/5



- High quality welded construction made of 0,7- 1,0 mm steel sheet
- Ventilation openings at the top and bottom part of the door
- Door stiffeners
- Optional cylinder lock, padlock or code lock
- Pedestal locker
- Accessories GS2/4: 4 shelves, 2 clothes-hanger, 4 hooks
- Accessories GS2/5: 5 shelves, 1 clothes-hanger, 2 hooks
- Stove enamel finish



Name	Art.No.	Width	Hight (mm)	Depth (mm)	Hmotnost (kg)
Locker GS2/4	103500, 103510, 103520, 103530, 103540, 103550	600	1800	500	44
Locker GS2/5	103380, 103390, 103400, 103410, 103420, 103430	600	1800	500	45



RAL 7035/5015
GS2/4: 103510
GS2/5: 103390



RAL 7035/2003
GS2/4: 103530
GS2/5: 103410



RAL 7035/3000
GS2/4: 103520
GS2/5: 103400



RAL 7035/7035
GS2/4: 103500
GS2/5: 103380



RAL 7035/1021
GS2/4: 103540
GS2/5: 103420



RAL 7035/7016
GS2/4: 103550
GS2/5: 103430


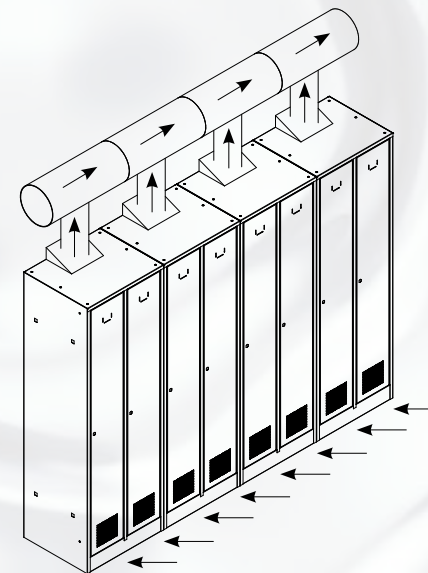


LOCKER WITH CONNECTION TO AIR-CONDITION



- High quality welded construction made of 0,7- 1,0 mm steel sheet
- Ventilation openings at the bottom part of the door
- Top side with an opening to connect air-conditioning
- Door stiffeners
- Optional cylinder lock, padlock or code lock
- Pedestal locker
- Accessories: 2 shelves, 2 double hooks
- Stove enamel finish

Name	Art.No.	Width (mm)	Height (mm)	Depth (mm)	Weight (kg)
Locker with connection to aircondition RAL 7035/7035	103305	600	1800	500	44



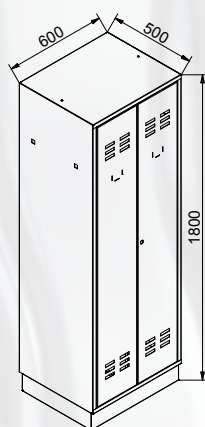


LOCKER GS2-1

LOCKER GS2 WITH SLOPING


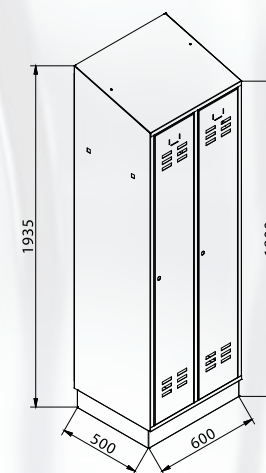


- High quality welded construction made of 0,7- 1,0 mm steel sheet
- Ventilation openings at the top and bottom part of the door
- Door stiffeners
- Optional cylinder lock, padlock or code lock
- Pedestal locker
- Accessories: 1 shelf, separation wall, 2 clothes-hangers, 4 hooks
- Stove enamel finish

- High quality welded construction made of 0,7- 1,0 mm steel sheet
- Ventilation openings at the top and bottom part of the door
- Door stiffeners
- Optional cylinder lock, padlock or code lock
- Pedestal locker
- Locker with sloping roof
- Accessories: 2 shelves, 2 clothes-hangers, 4 hooks
- Stove enamel finish



Name	Art.No.	Width (mm)	Height (mm)	Depth (mm)	Weight (kg)
Locker GS2-1 RAL 7035/5015	103370	600	1800	500	43
Locker GS2 with sloping top 7035/5015	103320	600	1800-1935	500	44


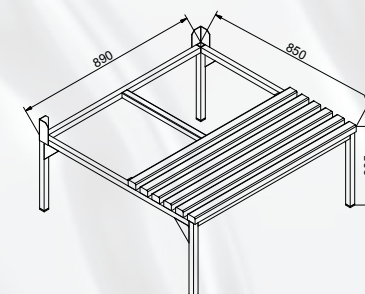
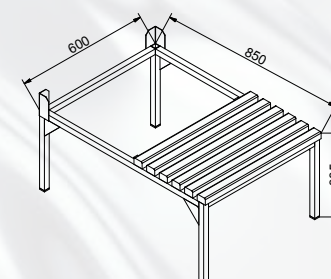


BENCHES TO LOCKERS GS2 AND GS3



- Bench construction from thin-walled steel pipes 25 × 25 × 1,5 mm
- Bench top from 6 beech lacquered laths
- Stove enamel finish

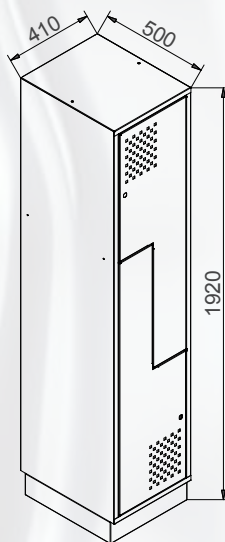
Name	Art. No.	Width (mm)	Hight (mm)	Depth (mm)	Weight (kg)
Bench to locker GS2 600, RAL 7035	500570	600	385	850	10
Bench to locker GS3 900, RAL 7035	500610	890	430	850	13



Z - LOCKER

- High quality welded construction made of 0.7–1,0 mm steel sheet
- Rear side with ventilation openings
- Door stiffeners
- Optional cylinder lock, padlock or code lock
- Pedestal locker
- Accessories: 2 clothes-hangers, 4 hooks
- Stove enamel finish

Name	Colour	Art.No.	Width (mm)	Height (mm)	Depth (mm)	Weight (kg)
Z - locker	5015/7001	105481	410	1920	500	35




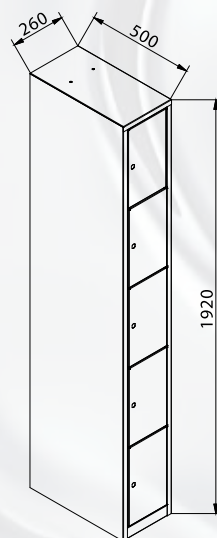


5-DOOR LUNCH CABINET





- High quality welded construction made of 0,7- 1,2 mm steel sheet
- Ventilation openings at the back side of the locker
- Optional cylinder lock, padlock or code lock
- Pedestal cabinet
- Perforated doors with a mail slot
- Stove enamel finish

Name	Colour	Art.No.	Width (mm)	Height (mm)	Depth(mm)	Weight (kg)
5-door Lunch cabinet	5015/7001	400012	260	1920	500	28
5-door Lunch cabinet with perforation	5015/7001	400020	260	1920	500	28





LOCKER GS3



- High quality welded construction made of 0,7- 1,0 mm steel sheet
- Ventilation openings at the top and bottom part of the door
- Door stiffeners
- Optional cylinder lock, padlock or code lock
- Pedestal locker
- Accessories: 3 shelves, 3 clothes-hangers, 6 hooks
- Stove enamel finish



RAL 7035/3000
Art.No. 104615



RAL 7035/5015
Art.No. 104605



RAL 7016/3000
Art.No. 104620



RAL 5015/7001
Art.No. 104600




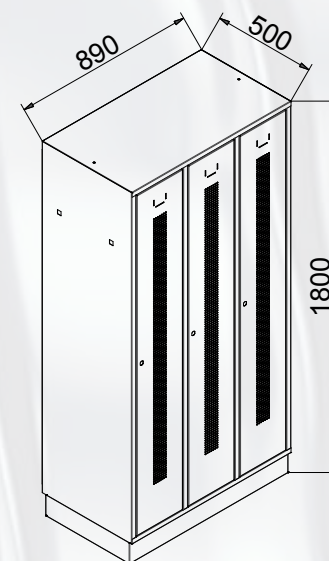
Name	Art.No.	Width (mm)	Height (mm)	Depth (mm)	Weight (kg)
Locker GS3	104605, 104615 104620, 104600	890	1800	500	56

LOCKER GS3 WITH DOOR PERFORATION



- High quality welded construction made of 0,7- 1,0 mm steel sheet
- Vertical Door Perforation
- Door stiffeners
- Optional cylinder lock, padlock or code lock
- Pedestal locker
- Accessories: 3 shelves, 3 clothes-hangers, 6 hooks
- Stove enamel finish

Name	Art.No.	Width (mm)	Height (mm)	Depth (mm)	Weight (kg)
Locker GS3 with perforation	104735, 104741, 104750, 104730	890	1800	500	56



RAL 7035/3000
Art.No. 104735



RAL 7035/5015
Art.No. 104741



RAL 7016/3000
Art.No. 104750



RAL 5015/7001
Art.No. 104730

LOCKER GS4



RAL 7016/3000
Art.No. 105460

- High quality welded construction made of 0,7- 1,0 mm steel sheet
- Ventilation openings at the top and bottom part of the door
- Door stiffeners
- Optional cylinder lock, padlock or code lock
- Pedestal locker
- Accessories: 4 shelves, 4 clothes-hangers, 8 hooks
- Stove enamel finish


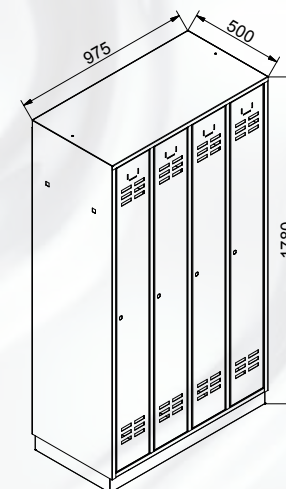
Name	Colour	Art.No.	Width (mm)	Height (mm)	Depth (mm)	Weight (kg)
Locker GS4	7016/3000	105460	975	1780	500	63
	7035/7035	105465				
	5015/7001	105450				



RAL 7035/7035
Art.No. 105465



RAL 5015/7001
Art.No. 105450



BENCHES FOR CLOAKROOMS



Art.No. 500310



Art.No. 500180



Art.No. 500340



Art.No. 500270







Benches LA19/LA 20

- Bench construction made from thin-walled steel pipes 40 × 40 × 1,5 mm
- Bench top from 4 beech lacquered laths
- Stove enamel finish

Benches LA02/LA 03

- Bench construction made from thin-walled steel pipes 25 × 25 × 1,5 mm
- Bench top from 6 beech lacquered laths
- Stove enamel finish

Name	Colour	Art.No.	Width (mm)	Height (mm)	Depth (mm)	Weight (kg)
Bench LA19 (4 laths)	7035	500310	900	430	390	12
	5015	500300				
Bench LA20 (4 laths)	7035	500340	1500	430	390	16
	5015	500320				
Bench LA02 (6 laths)	7035	500200	900	430	390	12
	5015	500180				
Bench LA03 (6 laths)	7035	500290	1500	430	390	20
	5015	500270				



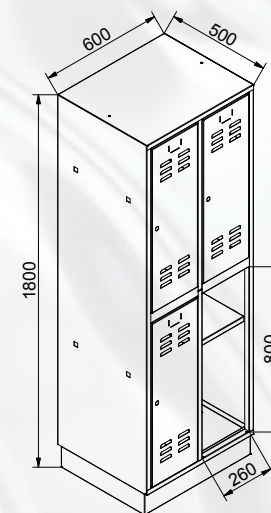


2-UNIT LOCKER WITH 4 DOORS



- High quality welded construction made of 0,7- 1,0 mm steel sheet
- Ventilation openings at the top and bottom part of the door
- Door stiffeners
- Optional cylinder lock, padlock or code lock
- Pedestal locker
- Accessories: 4 shelves, 4 cloth-hangers, 8 hooks,
- Stove enamel finish

Name	Art.No.	Width (mm)	Height (mm)	Depth (mm)	Weight (kg)
2-Unit Locker with 4 doors	103990	600	1800	500	46
	104000				
	104020				
	103980				
	104010				



RAL 7035/5015
Art. No. 103990



RAL 7035/3000
Art. No. 104000



RAL 7035/1021
Art. No. 104020



RAL 7035/7035
Art. No. 103980



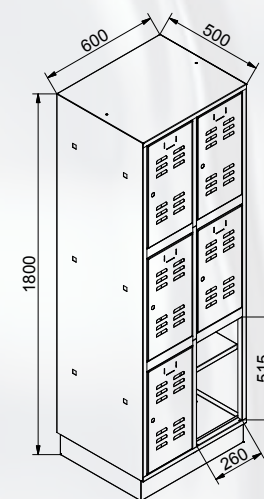
RAL 7035/2003
Art. No. 104010

2-UNIT LOCKER WITH 6 DOORS



- High quality welded construction made of 0,7- 1,0 mm steel sheet
- Ventilation openings at the top and bottom part of the door
- Door stiffeners
- Optional cylinder lock, padlock or code lock
- Pedestal locker
- Accessories: 6 shelves, 6 cloth-hangers, 12 hooks
- Stove enamel finish

Name	Art. No.	Width (mm)	Height (mm)	Depth (mm)	Weight (kg)
2-Unit Locker with 6 doors	104115, 104110 104130	600	1800	500	52





RAL 5015/7001
Art. No. 104115



RAL 7035/2003
Art. No. 104130



RAL 7035/5015
Art. No. 104110



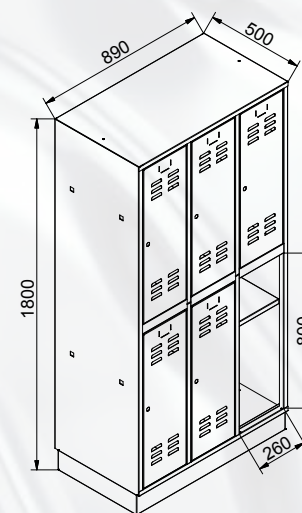


3-UNIT LOCKER WITH 6 DOORS



- High quality welded construction made of 0,7- 1,0 mm steel sheet
- Ventilation openings at the top and bottom part of the door
- Door stiffeners
- Optional cylinder lock, padlock or code lock
- Pedestal locker
- Accessories: 6 shelves, 6 cloth-hangers, 12 hooks
- Stove enamel finish

Name	Art. No.	Width (mm)	Height (mm)	Depth (mm)	Weight (kg)
3-Unit Locker with 6 doors	105270, 105280, 105300, 105260, 105290	890	1800	500	60



RAL 7035/3000
Art. No. 105280



RAL 7035/1021
Art. No. 105300



RAL 7035/7035
Art. No. 105260



RAL 7035/2003
Art. No. 105290



RAL 7035/5015
Art. No. 105270

12/10/8-BOX LOCKER



Art. No. 105416

- Lockable box lockers with wide usage
- High quality welded construction made of 0,7- 1,0 mm steel sheet
- Optional cylinder lock, padlock or code lock
- Pedestal locker
- Stove enamel finish



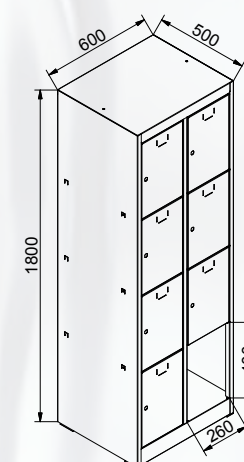
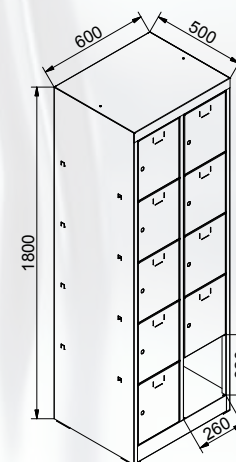
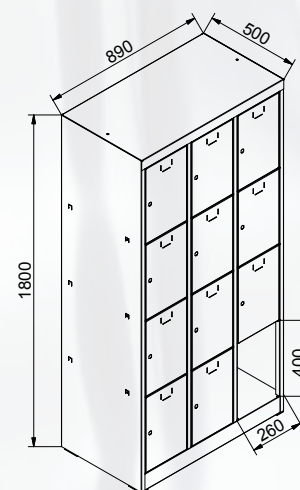
Name	Colour	Art. No.	Width (mm)	Height (mm)	Depth (mm)	Weight (kg)
12 - Box Locker	5015/7001	105391	890	1800	500	57
	3000/7016	105392				
	7035/7035	105381				
10 - Box Locker	5015/7001	105415	600	1800	500	42
	3000/7016	105416				
	7035/7035	105420				
8 - Box Locker	5015/7001	105375	600	1800	500	40
	3000/7016	105376				
	7035/7035	105377				



Art. No. 105391



Art. No. 105377

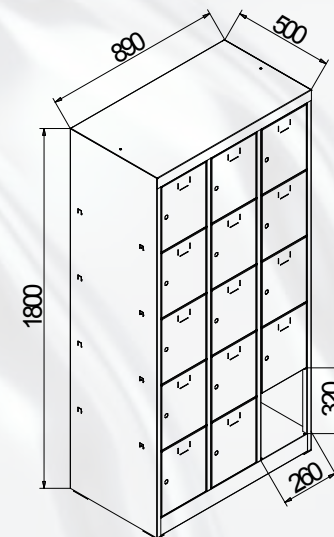


15-BOX LOCKER



- Lockable box lockers with wide usage
- High quality welded construction made of 0,7- 1,0 mm steel sheet
- Optional cylinder lock, padlock or code lock
- Pedestal locker
- Stove enamel finish

Name	Art. No.	Width (mm)	Height (mm)	Depth (mm)	Weight (kg)
15-Box Locker	105401, 105402, 105403	890	1800	500	60




RAL 3000/7016
Art. No. 105403



RAL 5015/7001
Art. No. 105402



RAL 7035/7035
Art. No. 105401





COLOUR PRINTING FOR LOCKERS AND CABINETS




ALTERNATIVE PRINTING




- Digital Printing Technology enables full-colour printing in high quality on any surface with endless possibilities of themes and pictures.
- Printing has guaranteed exceptional colour stability.
- Maintaining of thus decorated lockers and cabinets do not require the use of specific products - it is sufficient to use conventional cleaning products without abrasive components

Digital Printing Technology enables printing on all types of our lockers and cabinet using the photos or graphics according to your choice





S L O V A K M A N U F A C T U R E R O F M E T A L F U R N I T U R E



O
F
F
I
C
E

C
A
B
I
N
E
T
S



CABINET ECO



- High quality welded construction made of 0,7- 1,5 mm steel sheet
- 2-Point locking system with 2 keys
- Accessories: 4 shelves
- Adjustable shelves by 28 mm increments
- Carrying capacity of shelves: 50 kg each
- Stove enamel finish

Name	Colour	Art. No.	Width (mm)	Height (mm)	Depth (mm)	Weight (kg)
Cabinet ECO	7035/7035	200280	780	1920	380	48
	7035/5015	200290				
Shelf for Cabinet ECO	7035	200970	775	24	310	2



RAL 7035/7035
Art. No. 200280



RAL 7035/5015
Art. No. 200290



Shelves
Art. No. 200970

EXTENSION FOR CABINET ECO

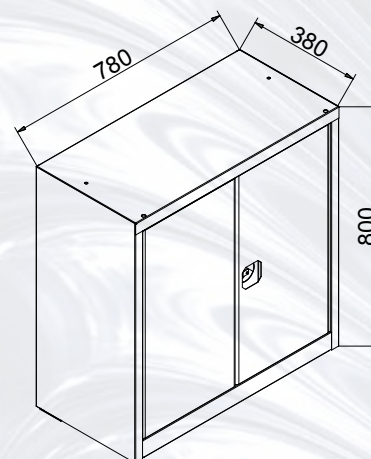


- High quality welded construction made of 0,7- 1,5 mm steel sheet
- Modern design with rounded edges
- 2-Point locking system with 2 keys
- Accessories: 1 shelf
- Adjustable shelves by 28 mm increments
- Carrying capacity of shelves: 50 kg each
- Stove enamel finish

Name	Colour	Art. No.	Width (mm)	Height (mm)	Depth (mm)	Weight (kg)
Extension for Cabinet ECO	7035/7035	200180	780	800	380	25
	7035/5015	200182				
Shelf for Extension ECO	7035	200970	775	24	310	2



RAL 7035/7035
Art. No. 200180

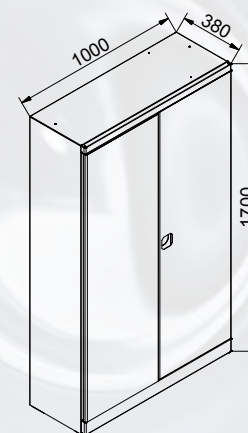


Shelves
Art. No. 200970



- High quality welded construction made of 0,7- 1,5 mm steel sheet
- Modern design with rounded edges
- 2-Point locking system with 2 keys
- Accessories: 5 shelves, extension rack / 8 shelves
- Adjustable shelves by 28 mm increments
- Carrying capacity of shelves: 50 kg each
- Stove enamel finish

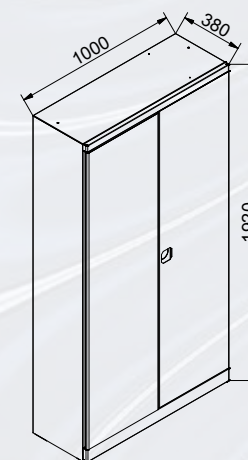
Name	Shelves	Art. No.	Width (mm)	Height (mm)	Depth (mm)	Weight (kg)
Cabinet TECHNIK 1700	5	200720	1000	1700	380	57
Cabinet TECHNIK 1920	5	200740	1000	1920	380	80
Cabinet TECHNIK 1920	8	200755	1000	1920	380	86
Shelves for Cabinet TECHNIK	1	201210	495	24	310	1,2



Art. No. 200740



Art. No. 200755

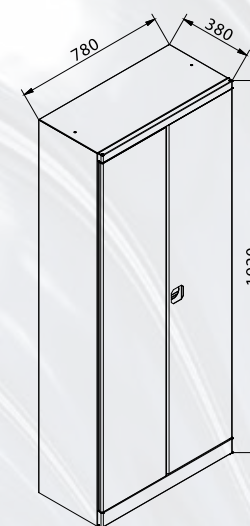


STORAGE CABINET TYPE B WITH EXTENSIONS



- High quality welded construction made of 1,0- 1,5 mm steel sheet
- Modern design with rounded edges
- 2-Point locking system with 2 keys
- Accessories: 4 shelves / Extension: 1 shelf
- Adjustable shelves by 28 mm increments
- Carrying capacity of shelves: 50 kg each
- Stove enamel finish

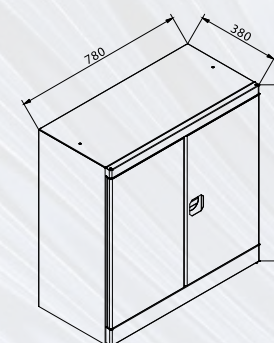
Name	Colour	Shelves	Art. No.	Width (mm)	Height (mm)	Depth (mm)	Weight (kg)
Cabinet Type B	5015/7001	4	200210	780	1920	380	50
Extension for Cabinet Type B	5015/7001	1	200160	780	800	380	25
Shelf for Cabinet Type B	5015	1	200960	775	24	310	2



Art. No. 200210



Art. No. 200160



Shelves
Art. No. 200960

STORAGE CABINET TYPE A STORAGE CABINET TYPE BG

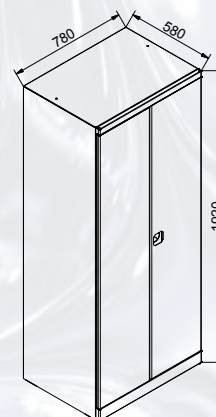


Art. No. 200010

- High quality welded construction made of 0,7- 1,5 mm steel sheet
- Modern design with rounded edges
- 2 - Point locking system with 2 keys
- Accessories: 4 shelves
- Adjustable shelves by 28 mm increments
- Carrying capacity of shelves: 50 kg each
- Stove enamel finish

- High quality welded construction made of 0,7- 1,5 mm steel sheet
- Modern design with rounded edges
- 2 - Point locking system with 2 keys
- Accessories: 4 shelves
- Adjustable shelves by 28 mm increments
- Carrying capacity of shelves: 50 kg each
- Stove enamel finish

Name	Colour	Art. No.	Shelves	Width (mm)	Height (mm)	Depth (mm)	Weight (kg)
Cabinet Type A	5015/7001	200010	4	380	1920	380	35
Cabinet Type BG	5015/7001	200410	4	780	1920	580	70
Shelves for Cabinet Type A	5015	200940	1	375	24	310	1
Shelves for Cabinet Type BG	5015	201040	1	775	24	510	2




Art. No. 200410



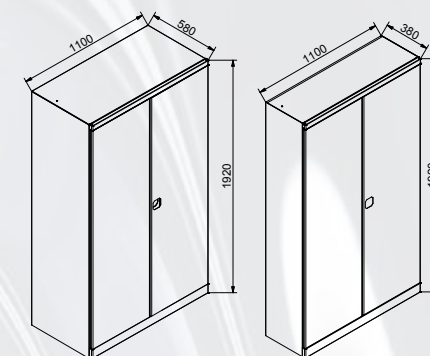
Shelves
Art. No. 201040
Art. No. 200940

STORAGE CABINET TYPE C / CB



- High quality welded construction made of 0,7- 1,5 mm steel sheet
- Modern design with rounded edges
- 2 - Point locking system with 2 keys
- Accessories: 4 shelves
- Adjustable shelves by 28 mm increments
- Carrying capacity of shelves: 50 kg each
- Stove enamel finish

Name	Colour	Art. No.	Shelves	Width (mm)	Height (mm)	Depth (mm)	Weight (kg)
Cabinet Type C	5015/7001	200780	4	1100	1920	380	80
Cabinet Type CB	5015/7001	200800	4	1100	1920	580	85
Shelves for Cabinet Type C	5015	201060	1	1090	24	310	2
Shelves for Cabinet Type CB	5015	201080	1	1090	24	510	4



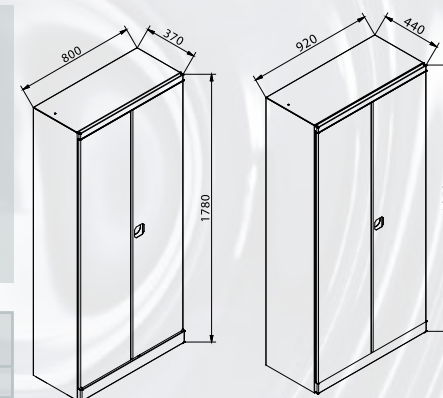
Shelves
Art. No. 201060
Art. No. 201080



STORAGE CABINET SET (2IN1)



- High quality welded construction made of 0,7- 1,5 mm steel sheet
- Modern design with rounded edges
- 2 - Point locking system with 2 keys
- Accessories: 4 shelves
- Adjustable shelves by 28 mm increments
- Carrying capacity of shelves: 50 kg each
- Stove enamel finish



Name	Colour	Art. No.	Shelves	Width (mm)	Height (mm)	Depth (mm)	Weight (kg)
Cabinet SET (2in1)	5015/7001	200561	8	920	1950	440	118
Cabinet SET - big	5015/7001	200560	4	920	1950	440	70
Cabinet SET - small	5015/7001	200470	4	800	1780	370	48
Shelves for Cabinet SET - big	5015	201170	1	915	24	369	2,7
Shelves for Cabinet SET - small	5015	201150	1	765	24	229	2



Shelves
Art. No. 201170
Art. No. 201150



CABINET SCHUBA 27-DRAWERS / 60-DRAWERS



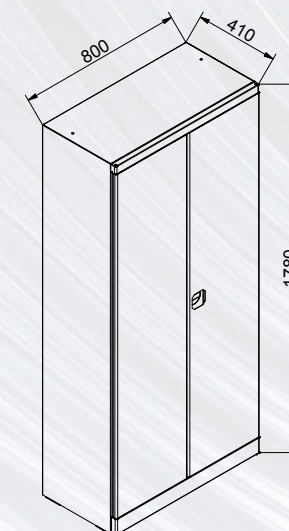
Art.No. 200530



Art.No. 200535

- High quality welded construction made of 0,7- 1,5 mm steel sheet
- Modern design with rounded edges
- 2-Point locking system with 2 keys
- Accessories: size A4 drawers
- Loading capacity of a drawer: 30 kg
- Stove enamel finish

Name	Colour	Art.No.	Number of shelves	Width (mm)	Height (mm)	Depth (mm)	Weight (kg)
Cabinet SCHUBA 60-drw.	7035/7035	200530	60	800	1780	410	130
Cabinet SCHUBA ST 27-drw-	7035/7035	200535	27	800	1780	410	96
small drawer (V)	7035	-	60-drw. - 24 27-drw. - 12	228	96	327	1,2
medium drawer (S)	7035	-	60-drw. - 36 27-drw. - 15	228	63	327	0,8



STORAGE RACK

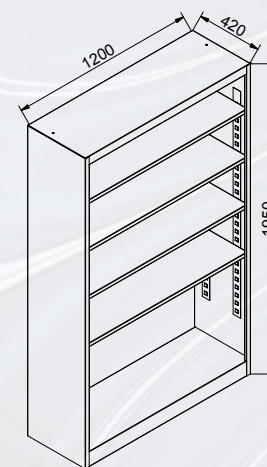
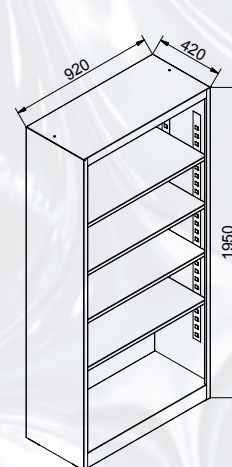


Shelves



- High quality welded construction made of 0,7- 1,5 mm steel sheet
- Accessories: 4 shelves
- Adjustable shelves by 28 mm increments
- Carrying capacity of shelves: 50 kg each
- Stove enamel finish



Name	Colour	Art.No.	Number of shelves	Width (mm)	Height (mm)	Depth (mm)	Weight (kg)
Storage Rack 920	7035	200690	4	920	1950	420	32
	7001	200680					
Storage Rack 1200	7035	200870	4	1200	1950	420	55
	7001	200860					
Shelf for Storage Rack 920	7035	201120	1	915	24	380	3,3
	7001	201110					
Shelf for Storage Rack 1200	7035	201140	1	1195	24	380	4,2
	7001	201130					



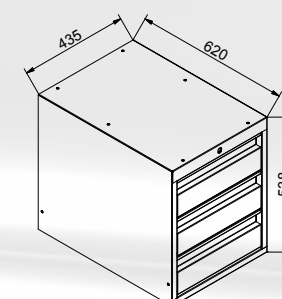
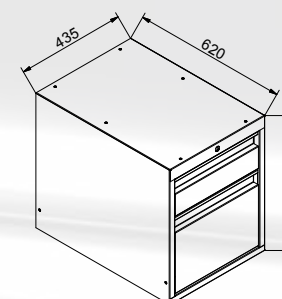
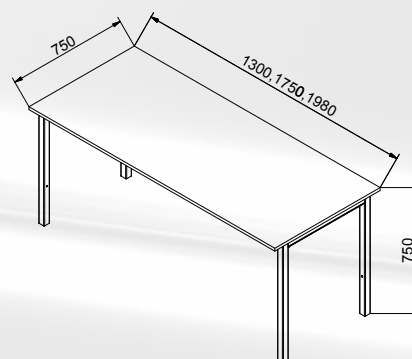
OFFICE TABLES WITH STORAGE CABINETS



- Legs made of thin-walled steel pipes 40 x 40 x 1,5 mm, frame of pipes 30 x 30 x 1,5 mm
- 18 mm thick lamina worktop with 2 mm ABS edges
- Easy assembly required (mounting screws included)
- Optional 2-drawer or 3-drawer cabinets available
- High quality welded construction of cabinets made of 0,7- 0,8 mm steel sheet
- Cylinder lock
- Drawers with 100% full extension on ball bearing slides
- Loading capacity of drawers: 40 kg each
- Stove enamel finish



Name	Colour	Art.No.	Width (mm)	Height (mm)	Depth (mm)	Weight (kg)
Office table	7035	301970	1300	750	750	22
		301980	1750	750	750	27
		301990	1980	750	750	29
2-drawer storage cabinet	7035	302000	435	538	620	26
3-drawer storage cabinet	7035	302020	435	538	620	32




OFFICE TABLES WITH MOBILE CABINETS



- Legs made of thin-walled steel pipes 40 x 40 x 2 mm, frame of pipes 30 x 30 x 2 mm
- 18 mm thick lamina worktop with 2 mm ABS edges
- Easy assembly required (mounting screws included)
- Optional metal mobile cabinets available
- High quality welded construction of cabinets made of 0,7- 0,8 mm steel sheet

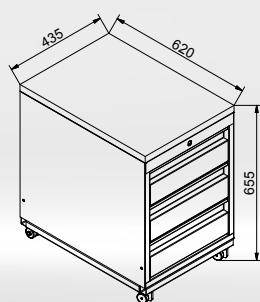
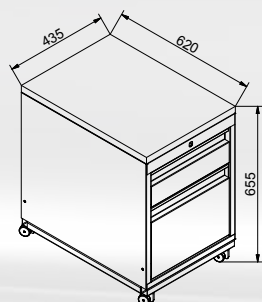
- Cylinder lock
- Drawers with 100% full extension on ball bearing slides
- Loading capacity of drawers: 40 kg each
- Stove enamel finish



Name	Colour	Art.No.	Width (mm)	Height (mm)	Depth (mm)	Weight (kg)
2-drawer mobile office cabinet	7035	302010	435	655	620	27
3-drawer mobile office cabinet	7035	302030	435	655	620	33
PC Holder	7035	302050	238	450	452	6



PC HOLDER



- Made of steel sheet 0.8 mm
- Mounting to an office table optional
- Stove enamel finish

MULTIPURPOSE FURNITURE ASSEMBLY FOR OFFICES OR SHOPS



WORKBENCH TECA



- High quality welded construction made of 0,8 – 1,0mm steel sheet and thin-walled steel pipes 30 x 30 x 1,5 mm
- Workbench equipped with one fixed shelf, carrying capacity 100kg
- Perforation on the front side according to EU -standards
- Back side with door
- Adjustable feet, maximum loading capacity of adjustable feet aprox.: 100kg
- 18 mm thick lamina worktop with 2 mm ABS edges
- Stove enamel finish

Art.No. 300006

- High quality welded construction made of 0,8 – 1,0mm steel sheet and thin-walled steel pipes 30 x 30 x 1,5 mm
- Accessories: one fixed shelf, carrying capacity 100kg
- Perforation on the front side according to EU -standards
- Adjustable feet, maximum loading capacity of adjustable feet aprox.: 100kg
- 18 mm thick lamina worktop with 2 mm ABS edges
- Stove enamel finish

Art. No. 300007

Name	Colour	Art.No.	Equipment	Width (mm)	Height (mm)	Depth (mm)	Weight (kg)
Workbench TECA	7001	300007	adjustable feet	1200	880	645	50
Workbench TECA with door	7001	300006	adjustable feet	1200	880	645	56
Edge TECA 60°	7001	300005	adjustable feet	665	880	585	15



Workbench TECA with perforated front side
Art.No. 300007



Workbench TECA with door
Art. No. 300006



Edge TECA with perforated front side
Art.No. 300005





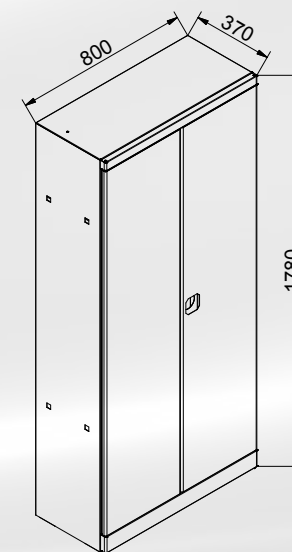
Furniture assembly TECA

CABINET FOR CLEANERS



- High quality welded construction made of 1,0 - 1,5 mm steel sheet
- Modern design with rounded edges
- 2-Point locking system with 2 keys
- Accessories: 4 shelves, 1 clothes-hanger
- Carrying capacity of shelves: 50 kg each
- Stove enamel finish

Name	Colour	Art.No.	Width (mm)	Height (mm)	Depth (mm)	Weight (kg)
Cabinet for cleaners	7035/7035	200490	800	1780	370	48





S L O V A K M A N U F A C T U R E R O F M E T A L F U R N I T U R E



G
L
A
S
S

A
N
D

F
I
L
L
I
N
G

C
A
B
I
N
E
T
S



STORAGE CABINET PLEXI

STORAGE CABINET BENE



- High quality welded construction made of 0,7 – 1,5 mm steel sheet
- Cylinder lock
- Door with 3 mm plexiglass
- Accessories: 4 shelves
- Adjustable shelves by 28 mm increments
- Carrying capacity of shelves: 50 kg each
- 1/3 of the rear side perforated according to EU- standards
- Stove enamel finish

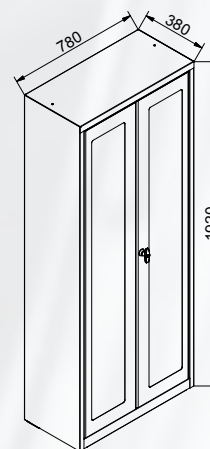


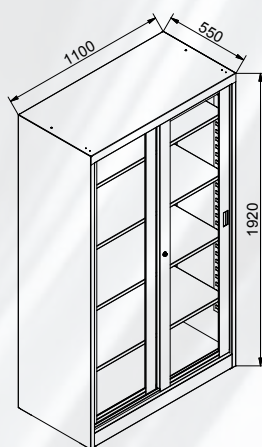
- High quality welded construction made of 0,7 – 1,5 mm steel sheet
- 2-Point locking system with T-handle
- Door with 3 mm plexiglass
- Accessories: 4 shelves
- Adjustable shelves by 28 mm increments
- Carrying capacity of shelves: 50 kg each
- Stove enamel finish

Name	Colour	Number of shelves	Art.No.	Width (mm)	Height (mm)	Depth (mm)	Weight (kg)
Storage cabinet PLEXI	7035/7035	4	200840	1100	1920	550	84
Storage cabinet BENE	7035/7035	4	200370	780	1920	380	52
Shelf for PLEXI cabinet	7035	1	201190	1095	24	450	3,7
Shelf for BENE cabinet	7035	1	200970	775	24	310	2




Art. no. 200370

Art.No. 200840



Shelves



STORAGE CABINET TECA WITH EXTENSION



- High quality welded construction made of 0,7 – 1,5 mm steel sheet
- 2-Point locking system with T-handle
- Door with 4 mm plexiglass
- Accessories: 1 shelf/ 2 shelves
- Adjustable shelves by 28 mm increments
- Carrying capacity of shelves: 50 kg each
- Stove enamel finish

Name	Colour	Number of shelves	Art.No.	Width (mm)	Height (mm)	Depth (mm)	Weight (kg)
Storage cabinet TECA	7035/7035	2	200200	780	1120	380	32
Extension for cabinet TECA	7035/735	1	200190	780	800	380	22
Shelf for cabinet TECA	7035	1	200970	775	24	310	2
Shelf for extension TECA	7035	1					




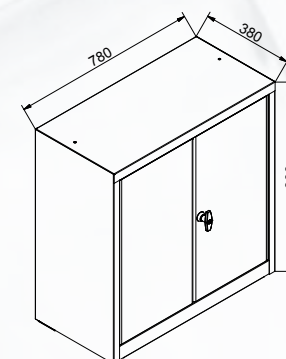
Shelves



Art.No. 200190



Art.No. 200200



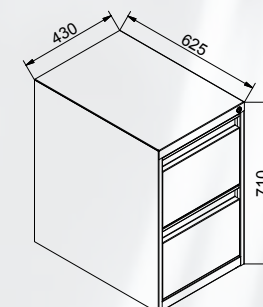
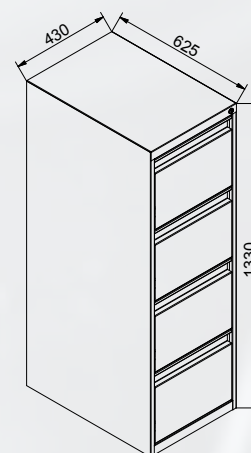

FILE CABINET KA2 AND KA4



- High quality welded construction made of 0,7–2,0 mm steel sheet
- Accessories: 4 drawers with 100% length extension
- Drawers fit A4
- others drawers blocked after the extension of one drawer
- Central locking with cylinder lock
- High stability
- Stove enamel finish


- High quality welded construction made of 0,7–2,0 mm steel sheet
- Accessories: 2 drawers with 100% length extension
- Drawers fit A4
- Central locking with cylinder lock
- Stove enamel finish

Name	Colour	Art.No.	Width (mm)	Height (mm)	Depth (mm)	Weight (kg)
File cabinet KA4	7035/7035	400980	430	1330	625	54
File cabinet KA2	7035/7035	401000	430	710	625	30







S L O V A K M A N U F A C T U R E R O F M E T A L F U R N I T U R E





WORKBENCHES 1200



Set of dividers (Accessories, p.134)



Set of plastic organizers (Accessories, p.134)

WORKBENCHES P 1200



Art. No. 300010

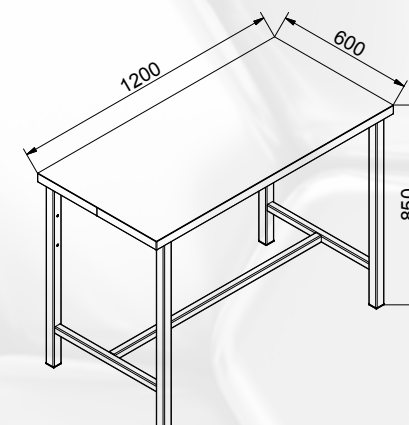
- High quality welded construction made of thin-walled steel pipes 40 x 40 x 1,5 mm
- Worktop- laminated sprucewood core and beech
- 1- Door cabinet with 2 shelves
- 3-Drawer cabinet with central locking, cylinder lock
- Preparation for dividers in 2 top drawers (dividers not included)

- Drawers with 100% full extension on ball bearing slides
- Loading capacity of drawers: 40 kg each
- Available with fixed or adjustable feet
- Loading capacity of adjustable feet: 100 kg
- See p. 64 for possible sets
- Stove enamel finish



Art. No. 300030

Name	Colour	Art.No.	Number of shelves	Width (mm)	Height (mm)	Depth (mm)	Weight (kg)
Workbench P1200S	5015	300010	-	1200	850	600	28
	7016	300020					
Workbench P1200T	5015/7001	300030	3 pcs	1200	850	600	65
	7016/3000	300040					
Workbench P1200TT	5015/7001	300050	4 pcs	1200	850	600	70
	7016/3000	300060					



Art. No. 300050



Art. No. 300020



Art. No. 300040



Art. No. 300060

WORKBENCHES P 1200



Art.No. 300070



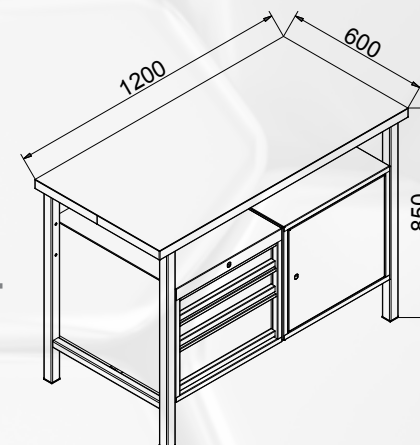


Art.No. 300090



Art.No. 300130

Name	Colour	Art. No.	Number of drawers/shelves	Width (mm)	Height (mm)	Depth (mm)	Weight (kg)
Workbench P1200SL	5015/7001	300070	435x90x524 (2pcs) 435x168x524 (1pc) /1 shelf	1200	850	600	72
	7016/3000	300080					
Workbench P1200SLT	5015/7001	300090	435x90x524 (2pcs) 435x168x524 (1pc) /2 shelves	1200	850	600	75
	7016/3000	300100					
Workbench P1200SS	5015/7001	300130	435x90x524 (4pcs) 435x168x524 (2pc)	1200	850	600	90
	7016/3000	300140					



Art.No. 300080



Art.No. 300100



Art.No. 300140

MOBILE WORKBENCHES P1 200



Art. No. 300190

- High quality welded construction made of thin-walled steel pipes 40 x 40 x 1,5 mm
- Worktop- laminated sprucewood core and beech
- 1- Door cabinet with 2 shelves
- 3-Drawer cabinet with central locking by cylinder lock
- Preparation for dividers in 2 top drawers (dividers not included)

- Drawers with 100% full extension on ball bearing slides
- Loading capacity of drawers: 40 kg each
- 2 Fixed castors, 2 swivel castors with wheel stop, all Ø 125 mm
- Plastic handle on the side
- See p. 64 for possible sets
- Stove enamel finish

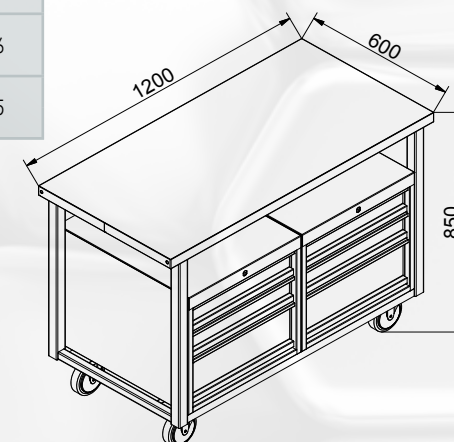
Name	Colour	Art. No.	Number of drawers / shelves	Width (mm)	Height (mm)	Depth (mm)	Weight (kg)
Mobile workbench P1200T	5015/7001	300190	3 drawers	1200	850	600	75
	7016/3000	300200					
Mobile workbench P1200IT	5015/7001	300210	4 shelves	1200	850	600	76
	7016/3000	300220					
Mobile workbench P1200SL	5015/7001	300230	435x90x524 (2pcs) 435x168x524 (1pc) / 1 shelf	1200	850	600	85
	7016/3000	300240					



Art. No. 300210



Art. No. 300230



Art. No. 300200



Art. No. 300220



Art. No. 300240

MOBILE WORKBENCHES P1200



Art. No. 300150



Art. No. 300170

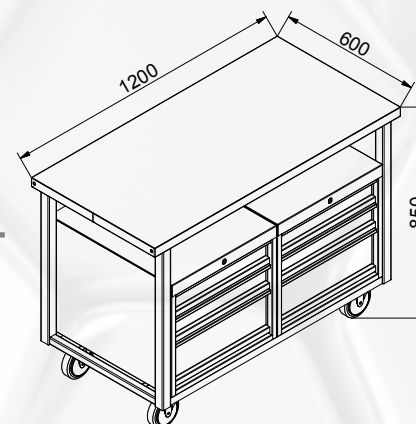


Art. No. 300160



Art. No. 300180



Name	Colour	Art. No	Number of drawers	Width (mm)	Height (mm)	Depth (mm)	Weight (kg)
Mobile workbench P1200SLT	5015/7001	300150	435x90x524 (2pcs)	1200	850	600	85
	7016/3000	300160	435x168x524 (1pc) / 2 shelves				
Mobile workbench P1200SS	5015/7001	300170	435x90x524 (4pcs)	1200	850	600	90
	7016/3000	300180	435x168x524 (2pcs)				



Set of plastic organizers
(see p. 134)



Set of dividers
(see p. 134)




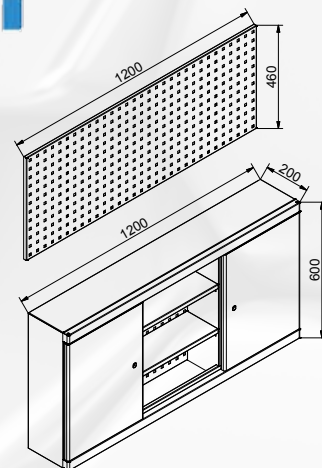
WORKSHOP SETUP FOR ALL TYPES OF WORKBENCHES



Storage Cabinet over Workbench

- High quality welded construction made of 0,7 - 1,5 mm steel sheet
- Modern design with rounded edges
- Cylinder lock
- Accessories: 6 shelves
- Door and rear side perforations according to EU-standards
- Fits all types of workbenches P 1200 SLT
- Stove enamel finish

Name	Colour	Art. No.	Width (mm)	Height (mm)	Depth (mm)	Weight (kg)
Cabinet over workbench P1200SLT	5015/7001	301940	1200	600	200	24
	7016/3000	301950				
Perforated panel for hooks 1200	5015	302060	1200	460	20	6
	7016	302080				
Holder for Cabinet/Perforated Panel (pair)	5015	302520	40	1200	40	8
	7016	302530				




WORKBENCH P1200 RSS



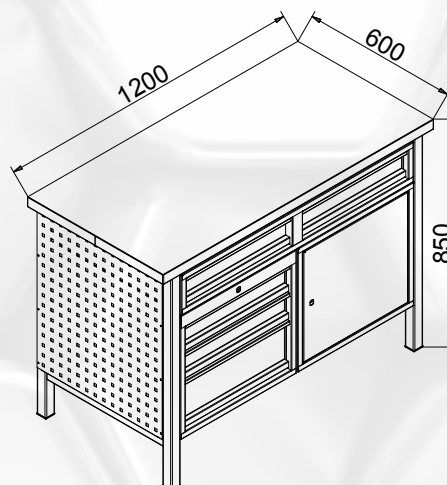
Art. No. 300110

- High quality welded construction made of thin-walled steel pipes 40 x 40 x 1,5 mm
- Worktop- laminated sprucewood core and beech
- 1- Door cabinet with 2 shelves with cylinder lock
- 3-Drawer cabinet with central locking by cylinder lock
- Preparation for dividers in 2 top drawers (dividers not included)
- Drawers with 100% full extension on ball bearing slides
- Loading capacity of drawers: 40 kg each
- 2 Drawers under worktop, unlockable
- Perforated sides according to EU-standards
- Holders, baskets and hooks available (see pages 134)
- Stove enamel finish

Name	Colour	Art. No.	Number of drawers	Width (mm)	Height (mm)	Depth (mm)	Weight (kg)
Workbench P1200 RSS	5015/7001	300110	435x90x524 (2pcs) 435x168x524 (1pcs)	1200	850	600	90
	7016/3000	300120	450x145x550 (2pcs)				






Art. No. 300120



Set of plastic organizers
(str. 134)



Set of dividers
(str. 134)





WORKBENCH VARIANT ACCESSORIES




ADJUSTABLE LEG



FIXED LEG



PERFORATED PANEL



CONNECTING STRIP



BEECH WORKTOP



Name	Colour	Art. No.	Basic height (mm)	Maximum height (mm)	Adjusting by (mm)	Weight (kg)
Fixed leg	5015	301591	805	-	-	8
	7035	301596				
	7016	301593				
Adjustable leg	5015	301531	805	1104	30	11
	7035	301533				
	7016	301532				

Name	Art. No.	Width (mm)	Thickness (mm)	Depth (mm)	Weight (kg)
Beech worktop 1500	301420	1500	40	685	29,5
Beech worktop 1700	301430	1700			33,5
Beech worktop 2000	301440	2000			40

Name	Colour	Art. No.	Width (mm)	Height (mm)	Weight (kg)
Connecting strip 1500	5015	301810	1420	140	2,5
	7035	301820			
Connecting strip 1700	5015	301840	1620	140	2,7
	7035	301850			
Connecting strip 2000	5015	301870	1920	140	3,3
	7035	301880			


Name	Colour	Art. No.	Width (mm)	Height (mm)	Depth (mm)	Weight (kg)
Perforated panel 1500	5015	302110	1500	460	20	7
	7035	302120				
Perforated panel 1700	5015	302140	1700	460	20	8
	7035	302150				
Perforated panel 2000	5015	302170	2000	460	20	9
	7035	302180				
Holder for perforated panel (pair)	5015	302360	-	-	-	2
	7035	302370				



WORKBENCH VARIANT



- Possibility to built-up several sets of workbenches
- Solid beech worktop 40 mm thick
- Legs made of high quality 2,5-3,0 mm steel sheet
- High quality welded construction of cabinets made of 0,7- 0,8 mm steel sheet
- Drawers with 100% full extension on ball bearing slides
- Drawers with central locking, cylinder lock
- 5-Drawer / 3-drawer cabinet with preparation for dividers in small drawers (dividers not included)
- Loading capacity of drawers: 40 kg each
- Small door-cabinet with 1 shelf
- Big door-cabinet with 2 shelves
- Easy assembly required (mounting screws included)
- Stove enamel finish




Set of plastic organizers
(see p. 134)



Set of dividers
(see p. 134)

WORKBENCH VARIANT



Set of plastic organizers
(see p. 134)



Set of dividers
(see p. 134)



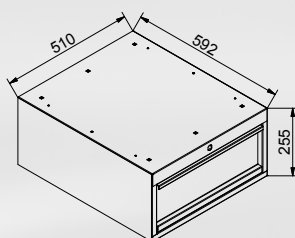
STORAGE CABINETS FOR WORKBENCH VARIANT



Art. No. 301600



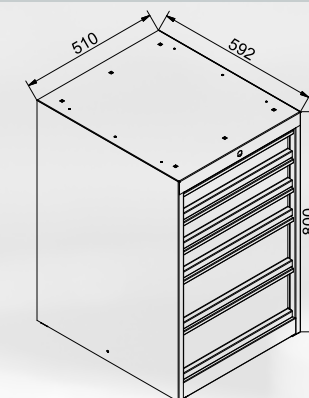
Art. No. 301610



Art. No. 301690



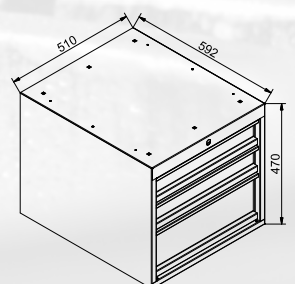
Art. No. 301700



Art. No. 301630



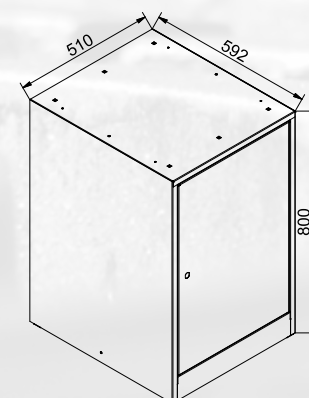
Art. No. 301640



Art. No. 301720



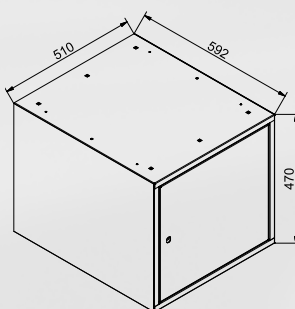
Art. No. 301730



Art. No. 301660



Art. No. 301670



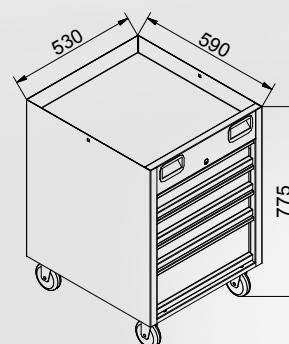
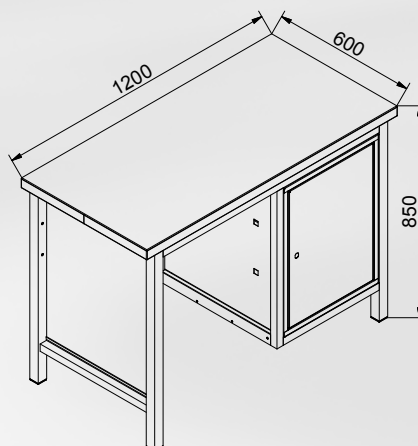
Name	Colour	Art. No.	Numbers of drawers	Width (mm)	Height (mm)	Depth (mm)	Weight (kg)
Storage cabinet with 1 drawer	5015/7001	301600	435x168x524 (1pc)	510	255	592	20
	7035/5015	301610					
Storage cabinet with 3 drawers	5015/7001	301630	435x90x524 (2pcs) 435x168x524 (1pc)	510	470	592	32
	7035/5015	301640					
Storage door cabinet	5015/7001	301660	-	510	470	592	16
	7035/5015	301670					
Storage cabinet with 5 drawers	5015/7001	301690	435x90x524 (3pcs) 435x168x524 (2pcs)	510	800	592	45
	7035/5015	301700					
Storage door cabinet	5015/7001	301720	-	510	800	592	22
	7035/5015	301730					

WORKBENCH MULTI WITH MOBILE CABINET



- High quality welded construction made of thin-walled steel pipes 40 x 40 x 1,5 mm
- Worktop– laminated sprucewood core and beech
- 1- Door cabinet with 2 shelves with cylinder lock
- Mobile cabinet with 4 drawers with central locking
- High quality welded construction of cabinet made of 0,7- 0,8 mm steel sheet
- Drawers with 100% full extension on ball bearing slides
- Preparation for dividers in 3 top drawers (dividers not included)
- Drawers with central locking, cylinder lock
- Loading capacity of drawers: 40 kg each
- Mobile cabinet: 2 fixed castors, 2 swivel castors with wheel stop, all Ø 100 mm
- See p. 64 for possible sets
- Stove enamel finish

Name	Colour	Art. No.	Number of drawers	Width (mm)	Height (mm)	Depth (mm)	Weight (kg)
Workbench MULTI	5015/7001	300350	435x90x524 (3pcs)	1200	850	600	90
Mobile storage cabinet MULTI	5015/7001	400910	435x168x524(1pc)	530	775	590	45
Workbench MULTI without storage cabinet	5015/7001	300360	-	1200	850	600	45



Set of plastic organizers
(str. 134)



Set of dividers
(str. 134)



WORKSHOP FURNITURE ASSEMBLY PROFI 1600 / 1100



- Worktop MULTIPLEX – glued beech veneer 30 mm thick
- Perforated panel for tools, fixing of perforated panel from bottom side of worktop
- Containers made of high quality steel sheet 0.7 to 2.0 mm
- 100% drawer slides ball bearing, loading capacity of drawers 40kg each
- Locking by cylinder lock
- 5-drawers cabinet with preparation for dividers in small drawers (dividers not included)
- 1-door cabinet with 2 shelves
- Possibility of supplementing lighting over the table
- Storage Cabinet type CB not included
- Stove enamel finish

Illustration photo



SLIDING HORIZONTAL TABLE LIGHTING



Art. No. 303110

Name	Colour	Art. No.	Number of drawers	Width (mm)	Height (mm)	Depth (mm)	Weight (kg)
5-drawer cabinet	5015/7001	301690	435x90x524 (3pcs) 435x168x524 (2pcs)	510	800	592	45
1-door cabinet	5015/7001	301720	-	510	800	592	22
Sliding horizontal table lighting	5015	303110		1600	30	200	7
Perforated panel 1600	5015	303135		1537	1130	30	16
Perforated panel 1100	5015	303136		1027	1130	30	10
Worktop multiplex 1600		301417		1600	30	685	25
Worktop multiplex 1100		301418		1100	30	685	18
Perf. panel PROFI holder	5015	302355	Holder – pair	450	1155	30	6

WORKTOP MULTIPLEX 1600 mm /1100 mm



Art. No. 301417
Art. No. 301418



5-DRAWER CABINET




Art. No. 301690

1-DOOR CABINET



Art. No. 301720

PERFORATED PANEL 1600 mm /1100 mm





Art. No. 303135
Art. No. 303136

HALF-LENGTH WORKBENCHES



- High quality welded construction made of thin-walled steel pipes 30 x 30 x 1,5 mm
- Worktop- laminated sprucewood core and beech
- 1- Door cabinet with 2 shelves / 3-Drawer cabinet with central locking, cylinder lock
- Preparation for dividers in 2 top drawers (dividers not included)
- Drawers with 100% full extension on ball bearing slides
- Loading capacity of drawers: 40 kg each
- Available with non-adjustable or adjustable feet
- Loading capacity of adjustable feet: 100 kg
- Mobile version: 2 fixed castors, 2 swivel castors with wheel stop, all Ø 125 mm
- Stove enamel finish

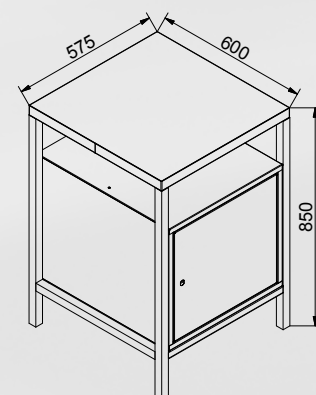
Name	Colour	Art. No.	Number of drawers	Width (mm)	Height (mm)	depth (mm)	Weight (kg)
Half-lenght workbench with drawers	5015/7001	300500	435x90x524 (2pcs) 435x168x524 (1pc)	575	850	600	41
Mobile half-lenght workbench with drawers	5015/7001	300540		575	850	600	41
Half-lenght workbench with door cabinet	5015/7001	300480	-	575	850	600	28
Mobile half-lenght workbench with door cabinet	5015/7001	300520	-	575	850	600	28



Set of plastic organizers
(see p. 134)



Set of dividers
(see p. 134)



Art. No. 300500



Art. No. 300480



Art. No. 300540




Art. No. 300520

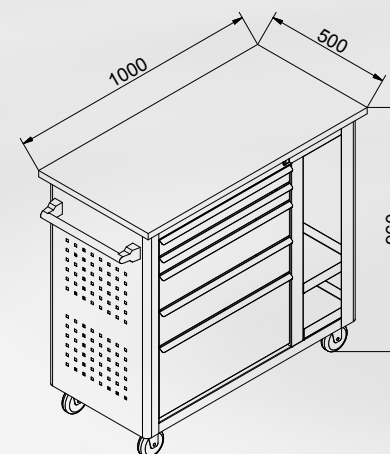
MOBILE WORKBENCH 5Z 28



- High quality welded construction made of 0,7- 1,2 mm steel sheet
- Worktop 1000 x 500 mm made of MULTIPLEX- glued beech veneer 25 mm thick
- Accessories: 5 drawers of various sizes and 2 open shelves
- Big drawer suitable for larger items
- Drawers with 100% full extension on ball bearing slides
- Drawers with central locking, cylinder lock with 2 keys
- Loading capacity of drawers: 40 kg each
- Perforated side and rear side according to EU-standards
- Holders, baskets and hooks available (see p. 132)
- Plastic handle on the side
- 2 fixed castors, 2 swivel castors with wheel stop, all Ø 100 mm
- Stove enamel finish



Name	Colour	Art. No.	Number of drawers	Width (mm)	Height (mm)	Depth (mm)	Weight (kg)
Mobile workbench 5Z 28	5015/7001	300345	567x59x416 (2pcs) 567x130x416 (2pcs) 567x272x416 (1pc)	1000	960	500	70

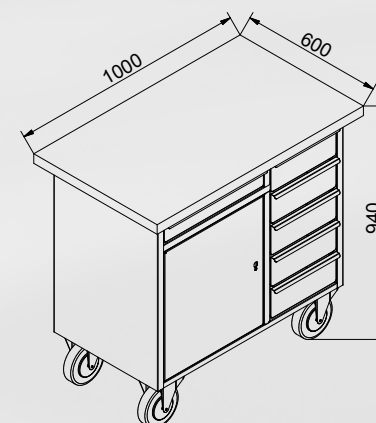






MOBILE WORKBENCH ROTINO



- High quality welded construction made of 0,7 - 1,2 mm steel sheet
- Solid beech worktop with dimensions of 990 x 592 x 40 mm
- Accessories: 6 drawers, 1-door cabinet with galvanized shelf with dimensions of 437 x 536 mm
- Drawers with 100% full extension
- on ball bearing slides
- Magnetic lock on the door
- Carrying capacity of shelves: 40 kg each
- Drawers and door with central locking
- Plastic handle
- 2 Fixed casters, 2 swivel casters with wheel stop, all Ø 160 mm
- Stove enamel finish

Name	Colour	Art. No.	Number of drawers	Width (mm)	Height (mm)	Depth (mm)	Weight (kg)
Mobile Workbench ROTINO	7035/5015	301900	290x112x460 (5pcs),	1000	940	600	80
	7016/3000	301922	454x74x460 (1pc)				



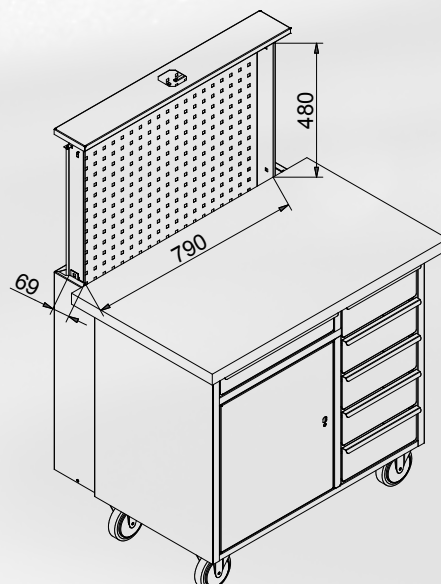

MOBILE WORKBENCH ROTINO WITH PULL-OUT PANEL



Pull-out panel:

- High quality welded construction made of 0,7 - 1,5 mm steel sheet
- Perforated panel according to EU standards
- Pulling -out is provided with gas dampers
- Stove enamel finish

Name	Colour	Art. No.	Width (mm)	Height (mm)	Depth (mm)	Weight (kg)
Pull-out panel	7035/5015	302319	790	480	69	20
Pull-out panel	7016/3000	302318	790	480	69	20



ANTISTATIC WORKBENCH



SLIDING HORIZONTAL TABLE LIGHTING




Art. No. 303110

STRIP FOR ELECTRICAL AND PNEUMATIC CONNECTIONS



Art. No.: 303100

ANTISTATIC WORKTOP



Art. No. 301479
Art. No. 301478

3-DRAWERS CABINET



Art. No. 301635

FIXED LEG



Art. No. 301591

5-DRAWERS CABINET



Art. No. 301695

PERFORATED PANEL



Art. No. 303135 (1600)
Art. No. 303136 (1100)

- Worktop MULTIPLEX with antistatic finish
- Perforated panel for tools
- High quality welded construction made of 0,7 – 0,8mm
- Drawers with 100% full extension on ball bearing slides, loading capacity of drawer: 40kg each
- Drawers with central locking by cylinder lock
- 5-drawers cabinet with preparation for dividers in small drawers (dividers not included)
- Aluminum rails for drawers
- Strip for electrical and pneumatic connection (4 x electric socket, 2 x pneumatic socket)
- Possibility of supplementing lighting over the table
- Stove enamel finish

Strip for electric and pneumatic connection

- 4 x electric socket (230 V)
- 2 x pneumatic socket (max. 8 bar)

Sliding horizontal table lighting

- Lighting holder made of thin-walled steel pipes 30 x 30 mm
- 2 x Energy saving lighting with a length of 600 mm, 13 W

Name	Colour	Art. No.	Equipment	Width (mm)	Height (mm)	Depth (mm)	Weight (kg)
Strip for electric and pneumatic connection		303100	Elektric socket (4 x) Pneumatic socket(2 x)	1600			5
Sliding horizontal table lighting	5015	303110	Energy saving lighting placed on a movable holder	1600	30	200	7
Perforated panel 1600	5015	303135	Perforation according to EU standards	1537	1130	30	16
Perforated panel 1100	5015	303136	Perforation according to EU standards	1027	1130	30	10
Perf. panel holder PROFI	5015	302355	Holder – pair	450	1155	30	6
5-drawers cabinet with AL mails	5015/7001	301695	Drawer 371x90x524 (3pcs) Drawer 371x168x524 (2 pcs)	510	800	592	46
3-drawers cabinet with AL mails	5015/7001	301635	Drawer 371x90x524 (2 pcs) Drawer 371x168x524 (1 pc)	510	470	592	2
Fixed leg	5015	301591		664	805	139	8
Antistatic worktop 1600		301479		1600	30	685	25
Antistatic worktop 1100		301478		1100	30	685	18



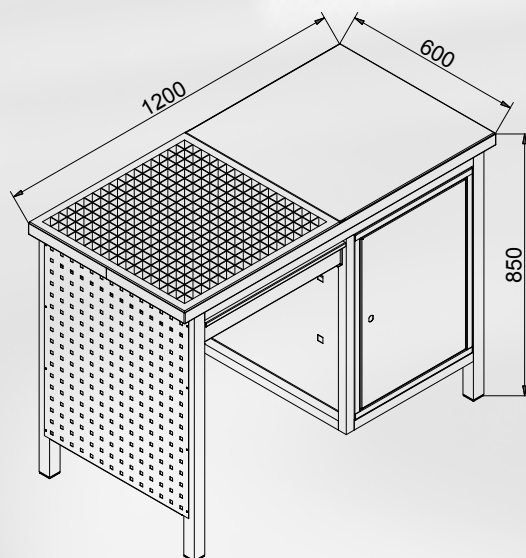



WORKBENCH FOR WELDING AND GRINDING



- High quality welded construction made of thin-walled steel pipes 40 x 40 x 1,5 mm
- Worktop – removable steel grate with dimensions 591 x 591 mm and galvanized shelf
- 1-door cabinet with cylinder lock with 2 selves inside
- Galvanized self with dimensions 570 x 533 x 81,5 mm
- Perforation for placing tools or other accessories
- Stove enamel finish

Name	Colour	Art. No.	Width (mm)	Height (mm)	Depth (mm)	Weight (kg)
Workbench for welding and grinding	5015/7001	300145	1200	850	600	76
Workbench for welding and grinding	7016/3000	300146	1200	850	600	76



METAL FRAME FOR PACKAGING



- Metal frame made of thin-walled steel pipes 40 x 40 x 1,5 mm
- Frame suitable for mounting on all types of workbenches P 1200 SLT and workbenches MULTI
- Stove enamel finish

Name	Colour	Art. No.	Width (mm)	Height (mm)	Depth (mm)	Weight (kg)
Metal frame for packaging	5015	302550	1100	1400	450	24



Metal frame suitable for all types of workbenches P1200SLT and workbenches MULTI

METAL FRAME FOR PACKAGING



WORKBENCHES 1700 / 2000



Art. No. 300450



Set of plastic organizers
(see p. 134)



Set of dividers
(see p. 134)

WORKBENCHES 1700



Art. No. 300420

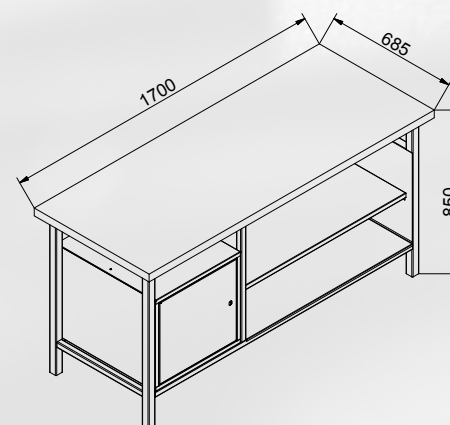


Art. No. 300400



Art. No. 300471

- High quality welded construction made of thin-walled steel pipes 40 x 40 mm
- Solid beech worktop 40 mm thick
- 1- Door cabinet with 2 shelves
- 3-Drawer cabinet with central locking, cylinder lock
- Preparation for dividers in 2 top drawers (dividers not included)
- Drawers with 100% full extension on ball bearing slides
- Loading capacity of drawers: 40 kg each
- Stove enamel finish



Name	Colour	Art. No.	Number of drawers	Width (mm)	Height (mm)	Depth (mm)	Weight (kg)
Workbench 1700 D	7016/3000	300420	-	1700	850	685	95
Workbench 1700 Z	7016/3000	300400	435x90x524 (2pcs) 435x168x524 (1pc)	1700	850	685	105
Workbench 1700 ZZZ	7016/3000	300471	435x90x524 (6pcs) 435x168x524 (3pcs)	1700	850	685	140



Set of plastic organizers
(see p. 134)



Set of dividers
(see p. 134)

WORKBENCHES 1700 / 2000




Art. No. 300460



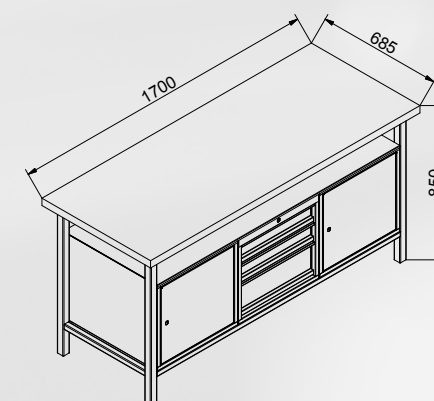
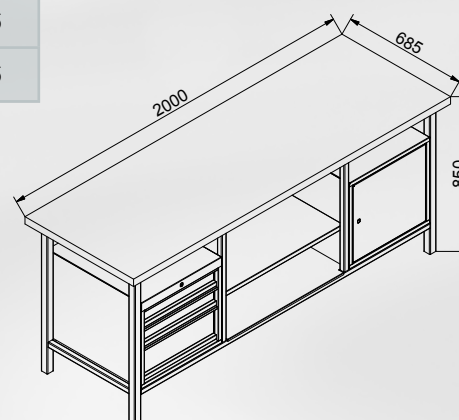
Art. No. 300430



Art. No. 300440



Name	Colour	Art. No.	Number of drawers	Width (mm)	Height (mm)	Depth (mm)	Weight (kg)
Workbench 1700 ZDZ	7016/3000	300440	435x90x524 (4pcs) 435x168x524 (2pcs)	1700	850	685	138
Workbench 1700 DZD	7016/3000	300430	435x90x524 (2pcs) 435x168x524 (1pc)	1700	850	685	125
Workbench 2000 ZPD	7016/3000	300460	435x90x524 (2pcs) 435x168x524 (1pc)	2000	850	685	135




MOBILE WORKBENCHES PD-160 / 4ZP-160





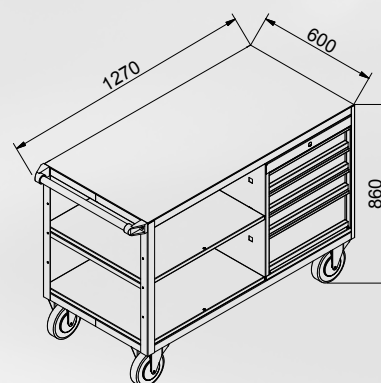
Art. No. 300250

- High quality welded construction L-Profil made of 40 x 40 1,5 mm steel sheet
- High quality welded construction of cabinets made of 0,7- 1,5 mm steel sheet
- Worktop- laminated sprucewood core and beech
- 1- Door cabinet with 2 shelves with cylinder lock
- 4-Drawer cabinet with central locking, cylinder lock
- Preparation for dividers in 3 top drawers (dividers not included)
- Drawers with 100% full extension on ball bearing slides
- Loading capacity of drawers: 40 kg each
- 2 Fixed casters, 2 swivel casters with wheel stop, all Ø 160 mm
- Plastic handle
- Stove enamel finish

Name	Colour	Art. No.	Number of drawers	Width (mm)	Height (mm)	Depth (mm)	Weight (kg)
Mobile workbench PD-160	7016/3000	300250	-	1270	860	600	50
Mobile workbench 4ZP-160	7016/3000	300260	435x90x524 (2pcs) 435x168x524 (1pc)	1270	860	600	78



Art. No. 300260



Set of plastic organizers
(see p. 134)



Set of dividers
(see p. 134)



WORKBENCH ASSEMBLY PROFI



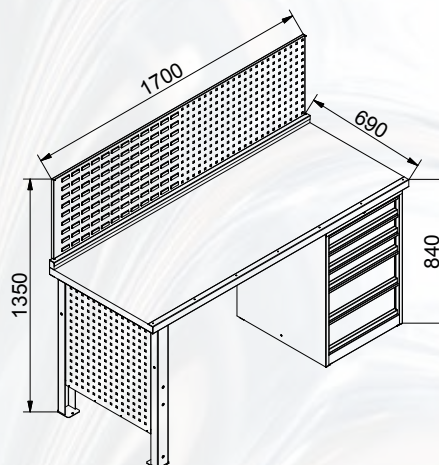
Art. No. 301415

- High quality welded construction of cabinets made of 0,7 - 1,0 mm steel sheet
- Solid beech worktop with metal edging strip
- U-Profile legs made of high quality 2,0 mm steel sheet
- Accessories: 5- drawer cabinet or 1-door cabinet
- Drawers with 100% full extension on ball bearing slides
- Drawers with central locking, cylinder lock
- Preparation for dividers in 3 top drawers (dividers not included)
- Loading capacity of drawers: 40 kg each
- Accessories: combined perforated panel for both hooks and boxes 1700 x 460 x 20 mm
- Easy assembly required (mounting screws included)
- Stove enamel finish

Name	Colour	Art. No.	Number of drawers/ shelves	Width (mm)	Height (mm)	Depth (mm)	Weight (kg)
Workbench PROFI - drawer cabinet	7016/3000	301415	435x90x524 (3pcs) 435x168x524 (2pcs)	1700	850	690	100
Workbench PROFI - door cabinet	7016/3000	301416	2 shelves	1700	850	690	77

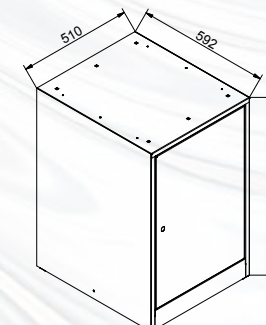
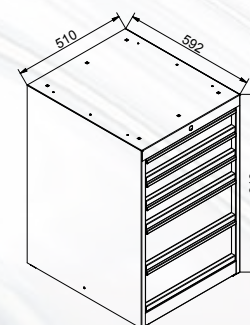


Art. No. 301416

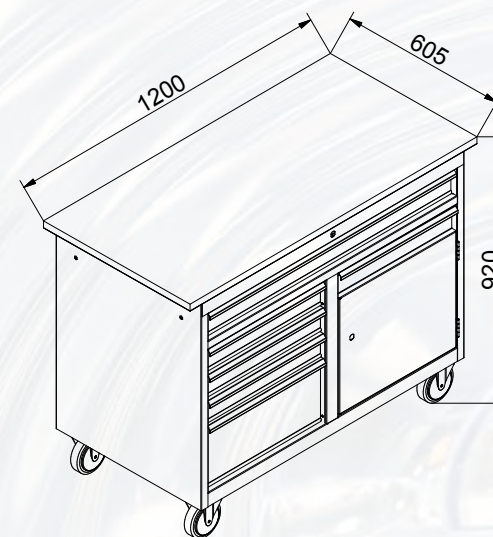


Set of plastic organizers
(see p.. 134)

Set of dividers
(see p.134)




MOBILE WORKBENCH DENNER



- High quality welded construction made of 0,7-2,0 mm steel sheet
- Solid worktop made of MULTIPLEX- glued beech veneer 25 mm thick
- Equipped with 5 drawers of various sizes and door-cabinet with galvanized shelf
- Drawers with 100% full extension on ball bearing slides
- Drawers with metal edges and assurance against spontaneous opening
- Loading capacity of drawers: 40 kg each
- Drawers with central locking- cylinder lock with 2 keys
- Plastic handle on the side
- 2 Fixed casters, 2 swivel casters with wheel stop, all Ø 125 mm
- Stove enamel finish



Name	Colour	Art. No.	Number of drawers	Width (mm)	Height (mm)	Depth (mm)	Weight (kg)
Mobile workbench DENNER	7016/3000 7001	301929	998x71x525 (1pc) 452x81x536 (3pcs) 452x81x536 (1pc)	1200	920	605	90



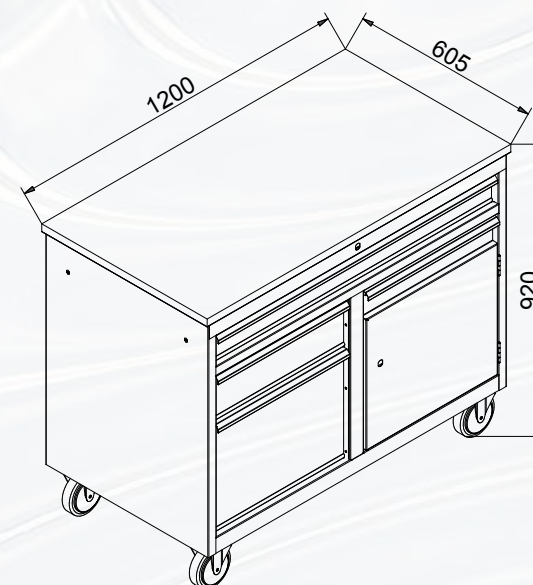
MOBILE WORKBENCH DENNER WITH ISO 40 TOOL HOLDER




- High quality welded workbench made of 0,7 - 2,0 mm steel sheet
- Solid worktop made of MULTIPLEX- glued beech veneer 25 mm thick
- Equipped with 3 drawers of various sizes and door-cabinet with galvanized shelf
- Drawers with 100% full extension on ball bearing slides
- Large drawer is equipped with ISO 40 tool holder - number of holes: 30 pcs
- Drawers with metal edges and assurance against spontaneous opening
- Loading capacity of drawers: 40 kg each
- Drawers with central locking- cylinder lock with 2 keys
- Plastic handle on the side
- 2 Fixed casters, 2 swivel casters with wheel stop, all Ø 125 mm
- Stove enamel finish




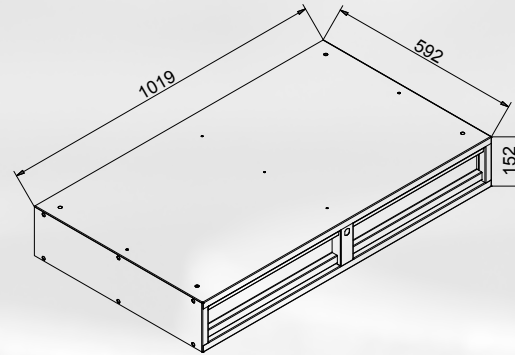


Name	Colour	Art. No.	Number of drawers	Width (mm)	Height (mm)	Depth (mm)	Weight (kg)
Mobile workbench DENNER with ISO 40 tool holder	3000/7001	301928	998x71x525 (1pc) 452x135x536 (1pc) with ISO 40 tool holder max 230 mm(1pc)	1200	920	605	90





TROLLEY COMBI CART



POSSIBILITIES OF CART ASSEMBLY

1-DOOR CABINET



- Possibility to assemble the trolley from separate components
- Solid worktop made of MULTIPLEX with handles
- 2 - drawers cabinet with central locking (cylinder lock) with perforation on both sides according to EU standards
- 1-door cabinet with cylinder lock and 2 shelves
- Open cabinet with 1 shelf
- Wheeled frame: 2 x fixed casters, 2 x swivel caster with wheel stop, all Ø 125 mm
- Stove enamel finish

Name	Colour	Art. No.	Equipment	Width (mm)	Height (mm)	Depth (mm)	Weight (kg)
2-drawers cabinet	7016/3000	303150	perforated sides	1050	152	588	24
1-door cabinet	7016/3000	303160	2 shelves	470	470	592	16
open cabinet	7016/3000	303170	1 shelf	470	470	592	13
Wheeled frame	7016/3000	303180	2x fixed caster, 2 x swivel caster with wheel stop	1020	175	592	8
Worktop MULTIPLEX		301190		1120	30	605	18

OPEN CABINET



Shelves

WORKTOP MULTIPLEX



2-DRAWERS CABINET




WHEELED FRAME





S L O V A K M A N U F A C T U R E R O F M E T A L F U R N I T U R E




WORKSHOP AND CHEMICAL CABINETS



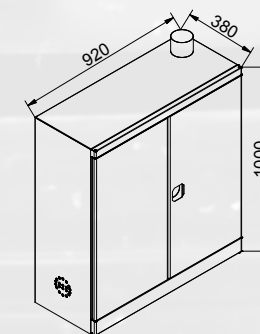
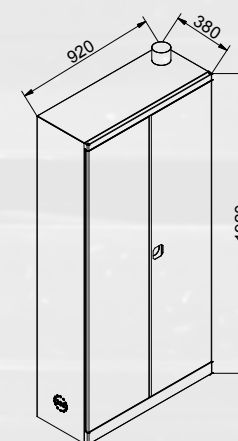
STORAGE CABINET FOR CHEMICALS



- High quality welded construction made of 0,7 - 1,5 mm steel sheet
- Modern design with rounded edges
- 2 - Point locking system with 2 keys
- Accessories: 3 / 6 galvanized pull-out trays
- Carrying capacity of trays: 40 kg each
- Adjustable trays by 28 mm increments
- Suitable for storage of hazardous materials
- Perforated sides and top of cabinet
- Stove enamel finish



Name	Colour	Art. No.	Number of trays	Width (mm)	Height (mm)	Depth (mm)	Weight (kg)
Storage cabinet for chemicals	5015/7001	200600	small tray (6pcs)	920	1920	380	75
Storage cabinet for chemicals - small	5015/7001	200590	small tray (3pcs)	920	1000	380	40
Small tray	galvanized	200880	1	845	50	290	2




CHEMICAL STORAGE CABINET 380 / 580

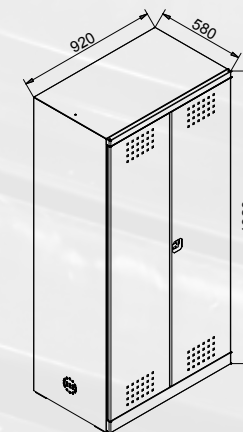


- High quality welded construction made of 0,7 - 1,5 mm steel sheet
- Modern design with rounded edges
- 2 - Point locking system with 2 keys
- Accessories: 4 galvanized pull-out trays
- Carrying capacity of trays: 40 kg each
- Adjustable trays by 28 mm increments
- Suitable for storage of hazardous materials
- Perforated sides and back of cabinet
- Stove enamel finish
- The possibility of adding a perforated galvanized removable base into trays

Name	Colour	Art. No.	Number of trays	Volume of trays (l)	Width (mm)	Height (mm)	Depth (mm)	Weight (kg)
Chemical storage cabinet 380	5015/7001	200640	small tray 380 (3pcs) large tray 380 (1pc)		920	1920	380	75
Chemical storage cabinet 580	5015/7001	200700	small tray 580 (3pcs) large tray 580 (1pc)		920	1920	580	85
Large tray 380	galvanized	200890	1	19	845	80	290	2
Small tray 380	galvanized	200880	1	12	845	50	290	2
Large tray 580	galvanized	200910	1	33	845	80	490	3
Small tray 580	galvanized	200900	1	21	845	50	490	3
Perforated base 380	galvanized	201220			840	25	285	2
Perforated base 580	galvanized	201221			840	25	485	4



Perforated base



STORAGE CABINET LIGHT



Art. No. 200310



Shelves
Art. No. 200970




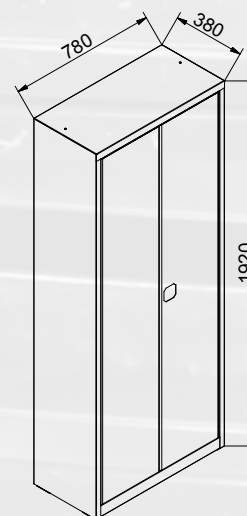

Art. No. 200330



Art. No. 200350

- High quality welded construction made of 0,7 - 1,5 mm steel sheet
- Modern design with rounded edges
- 2 - Point locking system with 2 keys
- Perforated rear side according to EU-standards
- Accessories: 4 shelves
- Carrying capacity of shelves: 50 kg each
- Adjustable shelves by 28 mm increments
- Stove enamel finish

Name	Colour	Art. No.	Number of shelves	Width (mm)	Height (mm)	Depth (mm)	Weight (kg)
Storage cabinet LIGHT for hooks	7035	200310	4	780	1920	380	48
	7035/5015	200320	4				
Storage cabinet LIGHT for boxes	7035	200330	4	780	1920	380	48
	7035/5015	200340	4				
Storage cabinet Light Kombi	7035	200350	4	780	1920	380	48
	7035/5015	200360	4				
Shelf for storage cabinet Light	7035	200970	1	775	20	310	2





STORAGE CABINET UNIVERSAL 580



- High quality welded construction made of 0,7 - 1,5 mm steel sheet
- Modern design with rounded edges
- 2 - Point locking system with 2 keys
- Perforated door and rear side according to EU-standards
- Accessories: 4 shelves, 3 drawers, 5-unit set of tool holders
- Adjustable shelves and drawers by 28 mm increments
- Drawers with 100% full extension on ball bearing slides
- Loading capacity of drawers: 40 kg each
- Carrying capacity of shelves: 50 kg each
- Possibility to purchase extra shelves and drawers
- Stove enamel finish

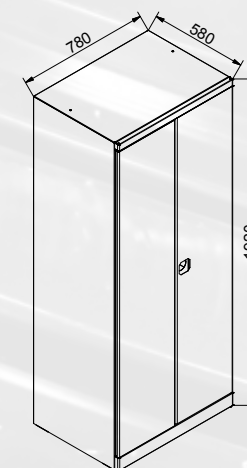
Name	Colour	Art. No.	Number of drawers	Number of shelves	Width (mm)	Height (mm)	Depth (mm)	Weight (kg)
Storage cabinet Universal 580	5015/7001	200450	690x71x491 (3pcs)	3	780	1920	580	95
	5015/3000	200460						
Shelf for cabinet Universal 580	5015	201030	-	1	710	25	510	3
Drawer for Universal 580	7001	201010			690	71	495	5,5
Drawer for Universal 580	3000	201020			690	71	495	5,5



Shelves



5-unit set of tools holders




RAL 7001 - Art. No.: 201010
RAL 3000 - Art. No.: 201020

STORAGE CABINET UNIVERSAL 380



- High quality welded construction made of 0,7 - 1,5 mm steel sheet
- Modern design with rounded edges
- 2 - Point locking system with 2 keys
- Perforated rear side according to EU-standards
- Accessories: 4 shelves, 3 drawers, 5-unit set of tool holders
- Adjustable shelves and drawers by 28 mm increments
- Drawers with 100% full extension on ball bearing slides
- Loading capacity of drawers: 40 kg each
- Carrying capacity of shelves: 50 kg each
- Possibility to purchase extra shelves and drawers
- Stove enamel finish

Name	Colour	Art. No.	Number of drawers	Number of shelves	Width (mm)	Height (mm)	Depth (mm)	Weight (kg)
Storage cabinet Universal 380	5015/7001	200230	690x71x300 (3pcs)	3	780	1920	380	85
	7016/3000	200240						
Shelf for cabinet Universal 380	5015	200990	-	1	710	25	310	1,8
	7016	201000	-	1				
Drawer for Universal 380	7001	200920			690	71	300	4
Drawer for Universal 380	3000	200930			690	71	300	4



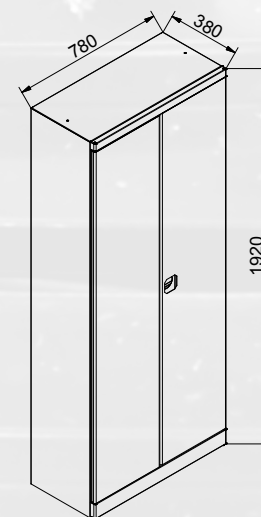
RAL 7001 - Art. No. 200920
RAL 3000 - Art. No. 200930



Shelves



5-unit set of tools holders



STORAGE CABINET P114



- High quality welded construction made of 0,7 - 1,5 mm steel sheet
- Modern design with rounded edges
- 2 - Point locking system with 2 keys
- Suitable for storage of small items
- Cabinet needs to be securely anchored (screws

- included)
- Accessories: 19 shelves (plastic boxes not included)
- Carrying capacity of shelves: 35 kg each
- Stove enamel finish

Name	Colour	Art. No.	Number of shelves	Width (mm)	Height (mm)	Depth (mm)	Weight (kg)
Storage cabinet P114	3000	200090	19	650	1930	235	48




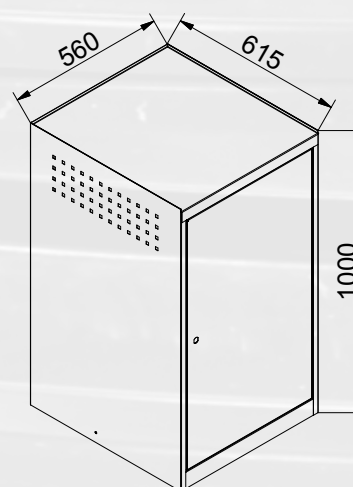
STORAGE CABINET FOR TOOLS



- High quality welded construction made of 0,7 - 1,0 mm steel sheet
- Worktop: rubber mat with binding
- Drawers with 100% full extension on ball bearing slides
- Perforated door and rear side according to EU-standards
- Accessories: 1 shelf, 2 drawers

- Drawers with preparation for dividers (dividers not included)
- Loading capacity of drawers: 40 kg each
- Carrying capacity of shelves: 50 kg each
- Cylinder lock with 2 keys
- Mobile version: 2 fixed casters, 2 swivel casters with wheel stop, all Ø 85 mm
- Stove enamel finish


Name	Colour	Art. No.	Number of drawers	Width (mm)	Height (mm)	Depth (mm)	Weight (kg)
Storage cabinet for tools	7016/3000	301743	435x90x524 (2pcs)	560	1000	615	39
Mobile storage cabinet for tools	7016/3000	301744	435x90x524 (2pcs)	560	1000	615	42




Set of plastic organizers
(see p. 134)



Set of dividers
(see p. 134)



S L O V A K M A N U F A C T U R E R O F M E T A L F U R N I T U R E



T
R
O
L
L
E
Y
S

F
O
R

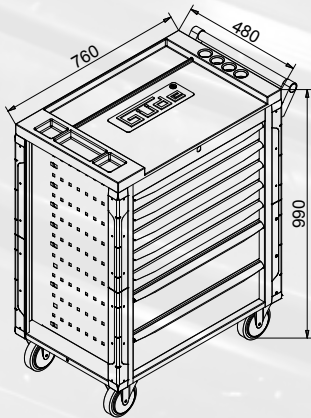
T
O
O
L
S

ASSEMBLY TROLLEYS - 4TOOLS



- High quality welded construction made of 0,7 – 1,2mm steel sheet
 - Worktop - ABS plastic cover (Art. No. 400676)
 - Accessories : 7 drawers with central locking system, cylinder lock
 - Upper storage area fitted with a rubber pad with a rim (Art. No. 400673, 400674, 400675)
 - Drawers equipped with metal bars with blocking system against spontaneous opening
 - Carrying capacity of drawers: 40kg
- each
 - Corners of trolley protected by plastic L profile (Art. No. 400676)
 - Perforated sides of trolley for placing accessories (tools, holders or hooks - not included)
 - Wheels all ø 125mm:
 - 2 x fixed casters,
 - 1 x swivel caster with wheel stop
 - 1 x swivel caster
 - Stove enamel finish

Name	Farba	Art. No.	Number of drawers	Width (mm)	Height (mm)	Depth (mm)	Weight (kg)
Trolley 4 tools	3000	400676	577 x 407 x 60 (5pcs) 577 x 407 x 140 (2pcs)	760	990	480	61
4tools 3motion	3000/7001	400673	580 x 410 x 61 (5pcs) 580 x 410 x 141 (2pcs)	750	950	470	52
4tools 4motion	3000/7001	400674	770 x 410 x 61 (5pcs) 770 x 410 x 141 (2pcs)	940	950	470	56
4tools 5motion	3000/7001	400675	960 x 410 x 61 (5pcs) 960 x 410 x 141 (2pcs)	1130	950	470	73



15-PIECE SET OF TOOLS FOR TROLLEY 4TOOLS



Art. No. 400676



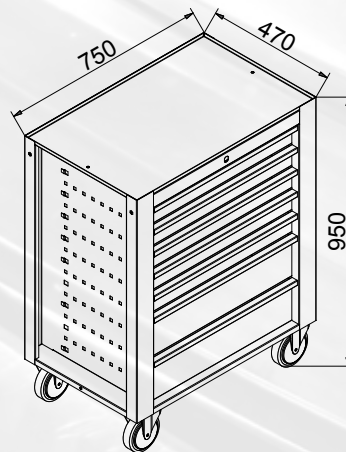
Profi tools fits into 5 drawers



TROLLEY 4TOOLS 3MOTION



Art. No. 400673



Profi tools fits into 5 drawers



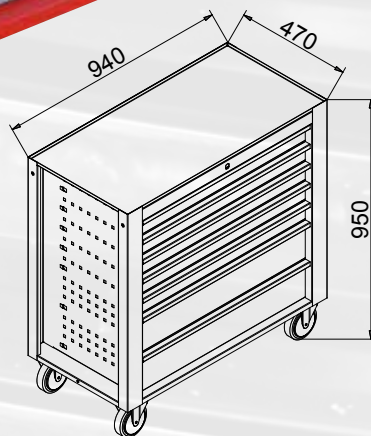
TROLLEY 4TOOLS 4MOTION



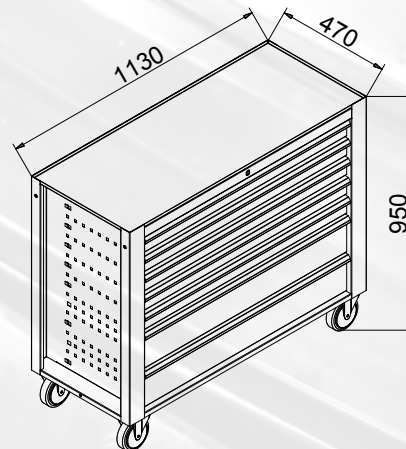
Profi tools fits into 4 drawers



Art. No. 400674




TROLLEY 4TOOLS 5MOTION



15-PIECE SET OF TOOLS



- 5-piece set of chisels, 1 locking hammer, 1 hammer plunger;
- 4-piece set Seeger pliers, 2x curved outer + inner, 2x straight outer + inner;
- 4-piece set of pliers, 1x pliers adjusting, 1x elongated pliers straight, 1x splitting pliers, 1x pliers combined;




- 11-piece set of open-ended spanners, 6x7, 8x9, 10x11, 12x13, 14x15, 16x17, 18x19, 20x22, 21x23, 24x27, 25x28, 30x32;
- 7-piece Torx screwdriver set;
- 16-piece set of open-ring spanners 6x7, 8x9, 10x11, 12x13, 14x15, 16x17, 18x19, 20x22, 21x23, 24x27;



- 8-piece set of T-handle hex keys – 2, 2,5, 3, 4, 5, 6, 7,8;
- 43-piece Gola set 1/4" socket head 6 - 13 mm, adapters 4 - 14 mm;
- 10-piece set of flat and cross screwdrivers, 1 x set of bits and nozzles;



- 4-piece set of hex keys: 1x 9 pcs of hex keys 1,5 mm-10mm, 1x 7 pcs of hex keys with ball ends 1,5mm – 6 mm, 1x 8ks Torx keys T9, T10, T15, T20, T25, T27, T30, T40, 1x 9ks Torx keys T10, T15, T20, T25, T27, T30, T45, T50;
- Crimpingset 161 pieces
- Adj. Wrench & grip plier set-3 pcs



- 8-piece screwdriver set, 4 x cross screwdriver;
- Storage tray - 8pcs;
- 26-piece Gola set 1/2" 6-socket head 10 mm - 32 mm, 14x15, 16x17, 18x19, 20x22, 21x23, 24x27;

TROLLEY GW07 PREMIUM

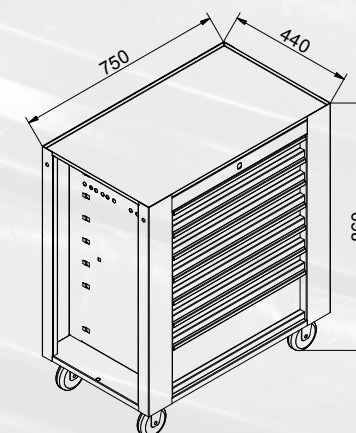



- High quality welded construction made of 07 – 2,0 mm steel sheet
- Worktop - ABS plastic cover
- Accessories : 7 drawers with central locking system, cylinder lock
- Drawers with 100% full extension on ball bearing slides
- Aluminium handles on drawers
- Possibility of placing accessories on both perforated sides of trolley (see p. 132)
- Preparation for dividers in 6 top drawers (dividers not included)
- Wheels ø 100 mm: 1 × swivel caster, 1 × swivel caster with wheel stop, 2 × fixed casters
- Carrying capacity of wheels: 60 kg (each)
- Stove enamel finish

Name	Colour	Art. No.	Number of drawers	Width (mm)	Height (mm)	Depth (mm)	Weight (kg)
Trolley GW07 Premium	5015/7001	400642	500x76x403 (6pcs)	750	860	440	65
	7016/3000	400652	500x172x403 (1pc)				



Set of dividers
(see p.135)




TROLLEY GW 07/A

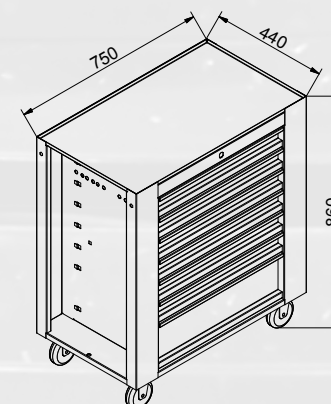


- High quality welded construction made of 0,7-2,0 mm steel sheet
- Worktop– ABS plastic cover
- Accessories: 7 drawers with central locking, cylinder lock
- Drawers with 100% full extension on ball bearing slides
- Possibility of placing accessories on both perforated sides of trolley (see p. 132)
- Loading capacity of drawers: 40 kg each
- Preparation for dividers in 6 top drawers (dividers not included)
- Basket, tool holders and hooks available (see p. 133)
- 2 Fixed casters, 2 swivel casters with wheel stop, all Ø 100 mm
- Carrying capacity of wheels: 60 kg
- Stove enamel finish

Name	Colour	Art. No.	Number of drawers	Width (mm)	Height (mm)	Depth (mm)	Weight (kg)
Trolley GW07/A	5015/7001	400640	500x76x403 (6 pcs)	750	860	440	65
	7016/3000	400650	500x172x403 (1 pc)				



Set of dividers
(str. 135)



TROLLEY 4B PROMO

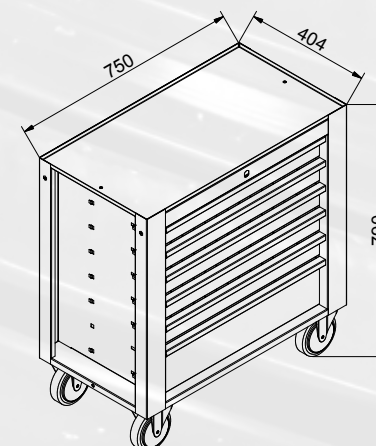


- High quality welded construction made of 0,7 - 2,0 mm steel sheet
- Worktop- cover made of rubber mat with binding
- Accessories: 6 drawers with central locking, cylinder lock
- Drawers with 100% full extension on ball bearing slides
- Loading capacity of drawers: 40 kg each
- Wheels all Ø 100 mm: 2 fixed casters, 1 swivel caster and 1 swivel castor with wheel stop
- Carrying capacity of wheels: 60 kg
- Stove enamel finish

Name	Colour	Art. No.	Number of drawers	Width (mm)	Height (mm)	Depth (mm)	Weight (kg)
Trolley 4B Promo	5015/7001	400050	581x72x345 (5 pcs)	750	790	404	41
	7016/3000	400051	581x152x345 (1 pc)				




Set of dividers
(see p.. 135)



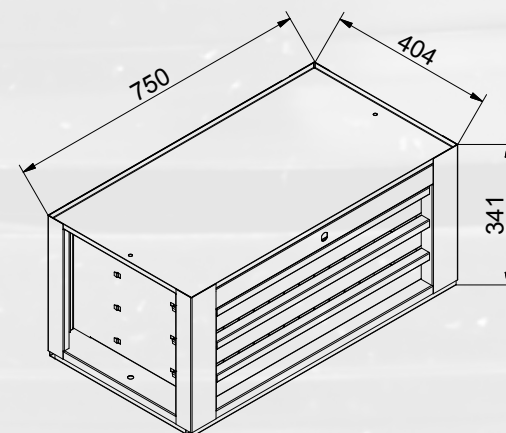
EXTENSION FOR TROLLEY 4B PROMO



- High quality welded construction made of 0,7- 2,0 mm steel sheet
- Worktop- cover made of rubber mat with binding
- Accessories: 3 drawers with central locking, cylinder lock
- Drawers with 100% full extension on ball bearing slides
- Loading capacity of drawers: 40 kg each
- Stove enamel finish



Name	Colour	Art. No.	Number of drawers	Width (mm)	Height (mm)	Depth (mm)	Weight (kg)
Extension for trolley 4B Promo	5015/7001	400070	581x72x345 (3pcs)	750	341	404	20

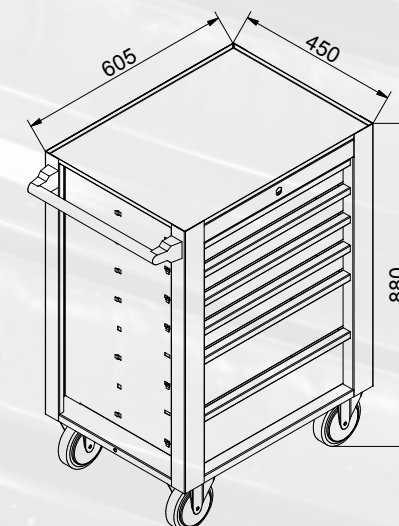


TROLLEY PV 04



- High quality welded construction made of 0,7 - 2,0 mm steel sheet
- Worktop- cover made of rubber mat with binding
- Accessories: 6 drawers with central locking, cylinder lock
- Drawers with 100% full extension on ball bearing slides
- Loading capacity of drawers: 40 kg each
- Wheels all Ø 100 mm: 2 fixed casters, 1 swivel caster and 1 swivel caster with wheel stop,
- Carrying capacity of wheels: 60 kg
- Set for plastic organisers for drawers available (see p. 135)
- Stove enamel finish

Name	Colour	Art. No.	Number of drawers	Width (mm)	Height (mm)	Depth (mm)	Weight (kg)
Trolley PV 04	5015/7001	400170	4 small drawers 2 large drawers	605	880	450	35






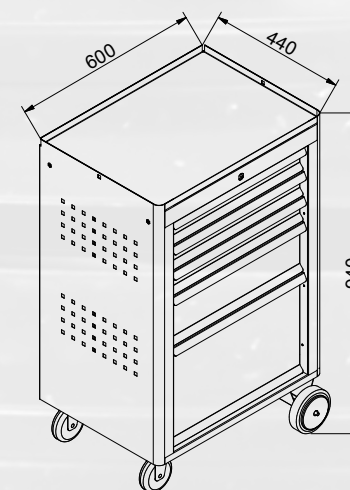

For plastic organizers see p.135

TROLLEY BASIC 5-DRAWERS / 6-DRAWERS



- High quality welded construction made of 0,7- 2,0 mm steel sheet
- Worktop- ABS plastic cover
- Accessories: 5 drawers with central locking, cylinder lock, large drawer suitable for storing more dimensional tools
- Drawers with 100% full extension on ball bearing slides
- Blocking system against spontaneous opening on the drawers
- Loading capacity of drawers: 40 kg each
- Preparation for dividers in 3 / 4 top drawers (dividers not included)
- Basket, tool holders and hooks available (see page 132)
- Wheels: 2 fixed casters Ø 125 mm, 1 swivel caster and 1 swivel caster with wheel stop Ø 100 mm
- Carrying capacity of wheels: 60 kg
- Stove enamel finish

Name	Colour	Art. No.	Number of drawers	Width (mm)	Height (mm)	Depth (mm)	Weight (kg)
Trolley BASIC 5 - drawers	3000/7016	400370	440 x 75 x 350 (3 pcs) 440 x 155 x 350 (1 pc) 440 x 315 x 350 (1 pc)	600	940	440	52
Trolley BASIC 6 - drawers	3000/7016 5015/7035	400400 400410	440x75x350 (4 pcs) 440x155x350 (1 pc) 440x235x350 (1 pc)	600	940	440	54



TROLLEY CLASSIC



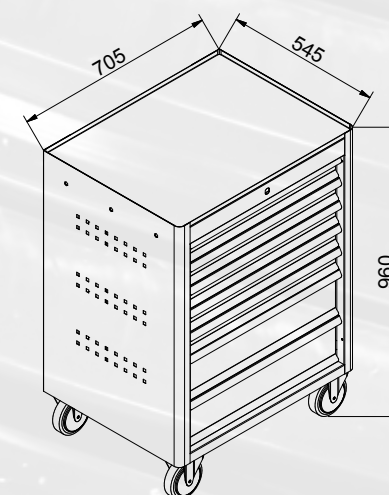
- High quality welded construction made of 0,7 - 2,0 mm steel sheet
- Worktop- ABS plastic cover
- Accessories: 6 drawers with central locking, cylinder lock
- Drawers with 100% full extension on ball bearing slides
- Loading capacity of drawers: 40 kg each
- Preparation for dividers in drawers (dividers not included)
- Basket, tool holders and hooks available (see p. 135)
- Wheels: 2 fixed casters, 1 swivel caster and 1 swivel caster with wheel stop, all Ø 125 mm
- Carrying capacity of wheels: 60 kg each
- Stove enamel finish



Name	Colour	Art. No.	Number of drawers	Width (mm)	Height (mm)	Depth (mm)	Weight (kg)
Trolley CLASSIC	7016/3000	400230	578 x 72 x 410 (3pcs) 578 x 150 x 410 (3pcs)	705	960	545	75




Set of dividers
(see p. 135)



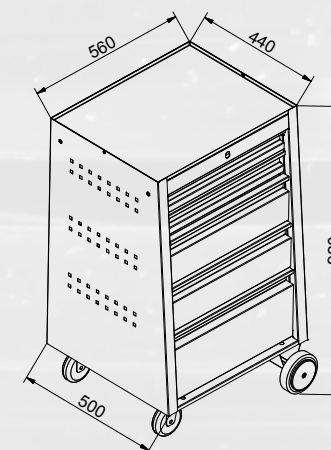

TROLLEY GW 09/A



- High quality welded construction made of 0,7 - 2,0 mm steel sheet
- Worktop- cover made of rubber mat with binding
- Accessories: 5 drawers with central locking, cylinder lock
- Drawers with 100% full extension on ball bearing slides
- Loading capacity of drawers: 40 kg each
- Extended bottom of the trolley
- Basket, tool holders and hooks available (see p. 132)
- Wheels: 2 fixed casters Ø 125 mm, 1 swivel caster and 1 swivel caster with wheel stop Ø 100 mm
- Carrying capacity of wheels: 60 kg
- Stove enamel finish



Name	Colour	Art. No.	Number of drawers	Width (mm)	Height (mm)	Depth (mm)	Weight (kg)
Trolley GW09/A	5015/7001	400770	456 x 72 x 404 (2pcs)	560	920	440-500	42
	7016/3000	400780	456 x 150 x 404 (2pcs) 399 x 220 x 456 (1pc)				


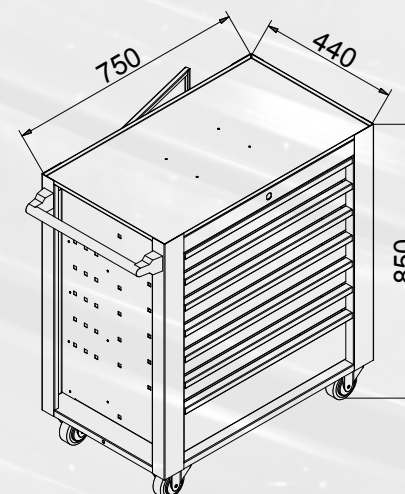


DOUBLE SIDED TROLLEY BUTLER S250



- High quality welded construction made of 0,7 – 2,0mm steel sheet
- Worhtop - ABS plastic cover
- Accessories: 7 drawers with central locking, cylinder lock
- Drawers equipped with galvanized dividers and plastic organizers
- Lockable cabinet with perforation inside
- Drawers with 100% full extension on ball bearing slides
- Loading capacity of drawers 40kg each
- Wheels all Ø 100mm: 1 × swivel caster with wheel stop, 1 x swivel caster, 2 × fixed wheel
- Carrying capacity of wheels: 60 kg
- Stove enamel finish

Name	Colour	Art. No.	Number of drawers	Width (mm)	Height (mm)	Depth (mm)	Weight (kg)
Double sided Butler S250	7016/3000	400655	580 x 224 x 71 (6 pcs) 580 x 2254 x 151 (1 pc)	750	850	440	45

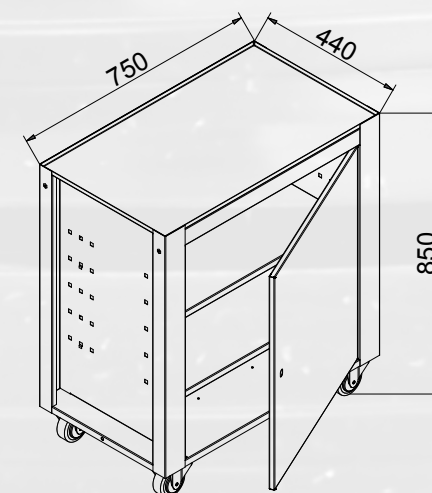


TROLLEY BUTLER ECO



- High quality welded construction made of 0,7 – 2,0mm steel sheet
- Worhtop - ABS plastic cover
- Accessories: 1 shelf
- Lockable cabinet with perforation inside
- Wheels Ø 100 mm: 1x swivel caster with wheel stop, 1x swivel caster, 2x fixed wheel
- Carrying capacity of wheels: 60 kg
- Stove enamel finish

Name	Colour	Art. No.	Number of shelves	Width (mm)	Height (mm)	Depth (mm)	Weight (kg)
Trolley Butler ECO	7016/3000	400656	1	750	850	440	26

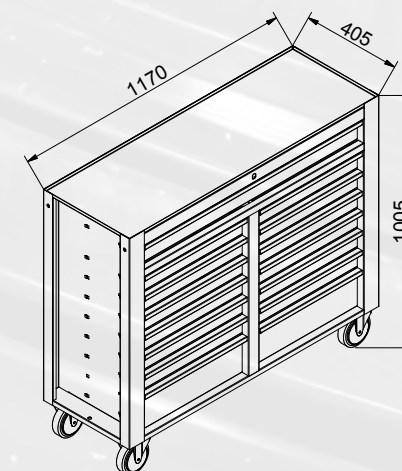



TROLLEY MAX DL02



- High quality welded construction made of 0,7 - 2,0 mm steel sheet
- Worktop cover made of rubber mat with binding
- Accessories: 15 drawers with central locking, cylinder lock
- Drawers with 100% full extension on ball bearing slides
- Loading capacity of drawers: 40 kg each
- Wheels all Ø 125 mm: 2 fixed casters, 1 swivel caster and 1 swivel caster with wheel stop
- Carrying capacity of wheels: 60 kg
- Stove enamel finish

Name	Colour	Art. No.	Number of drawers	Width (mm)	Height (mm)	Depth (mm)	Weight (kg)
Trolley DL02	7016/3000	400700	1002 x 77 x 335 (1pc) 462 x 72 x 345 (12pcs) 462 x 152 x 345 (2pcs)	1170	1005	405	105

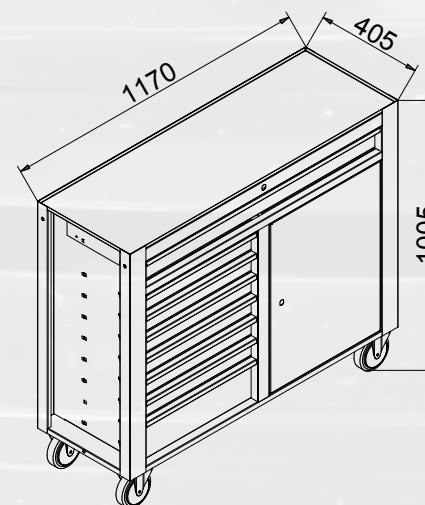


TROLLEY MAX DL03



- High quality welded construction made of 0,7 - 2,0 mm steel sheet
- Worktop cover made of rubber mat with binding
- Accessories: 7 drawers with central locking, cylinder lock and 1-door cabinet with 2 shelves
- Drawers with 100% full extension on ball bearing slides
- Loading capacity of drawers: 40 kg each
- Wheels all Ø 125 mm: 2 fixed casters, 1 swivel caster and 1 swivel caster with wheel stop
- Carrying capacity of wheels: 60 kg
- Stove enamel finish

Name	Colour	Art. No.	Width (mm)	Height (mm)	Depth (mm)	Weight (kg)
Trolley DL03	7016/3000	400706	1170	1005	405	73



EURO STORAGE CABINET

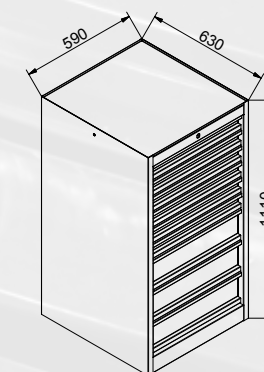


- High quality welded construction made of 0,7 - 2,0 mm steel sheet
- Worktop cover made of rubber mat with binding
- Drawers with 100% full extension on ball bearing slides
- Preparation for dividers in small drawers (dividers not included)
- Loading capacity of drawers: 40 kg each
- Central locking, cylinder lock
- Blocking system against spontaneous opening
- Stove enamel finish

Name	Colour	Art. No.	Number of drawers	Width (mm)	Height (mm)	Depth (mm)	Weight (kg)
Storage cabinet EURO 06	7035/5015	400800	495x145x570 (6pcs)	590	1110	630	67
	7016/3000	400810					
Storage cabinet EURO 09	7035/5015	400830	495x145x570 (3pcs) 495x63x570 (6pcs)	590	1110	630	79
	7016/3000	400840					
Storage cabinet EURO 12	7035/5015	400860	495x63x570 (12pcs)	590	1110	630	92
	7016/3000	400870					



Set of dividers
(see p. 135)



CABINET FOR KEYS SS22

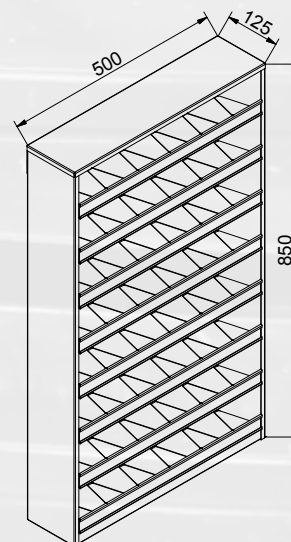
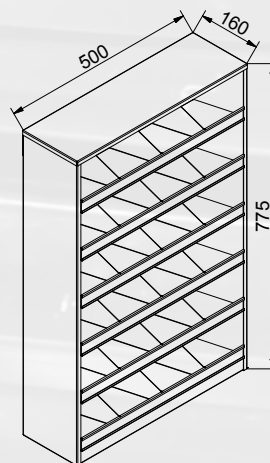
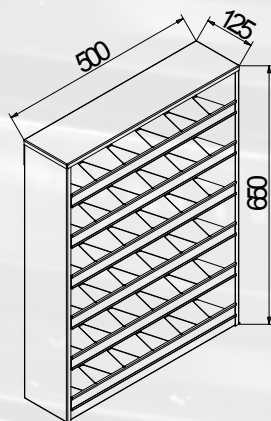
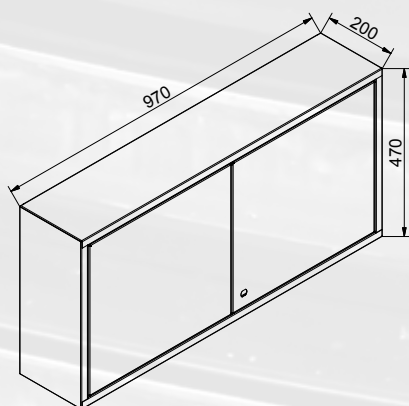
BOLZEN RACK

- High quality welded construction made of 0,7 - 1,5 mm steel sheet
- Cylinder lock
- Perforated rear side of the cabinet (preparation for hooks see p. 132)
- Stove enamel finish

- High quality welded construction made of 0,7- 0,8 mm steel sheet
- Suitable for storage of small items
- optional 24, 36 or 48-unit version
- Perforations to anchor rack securely
- Stove enamel finish



Name	Colour	Art. No.	Width (mm)	Height (mm)	Depth (mm)	Weight (kg)
Cabinet for keys SS22	7016/3000	302471	970	470	200	15
Bolzenrack 24-units	5015	401080	500	775	160	11
	3000	401070				
Bolzenrack 36-units	5015	401100	500	650	125	12
	3000	401090				
Bolzenrack 48-units	5015	401120	500	850	125	14
	3000	401110				

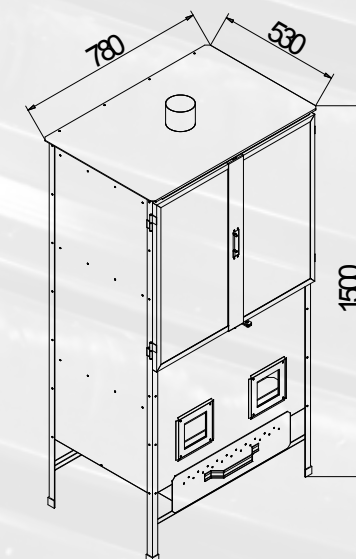


SMOKE CABINET



- High quality construction made of L-profile 25 mm (treated with base paint)
- Cabinet construction made of galvanized steel sheet 0,7 mm
- Removable galvanized tray for lumber
- Door lockable on the handle (possibility of locking the door on the hanging lock)
- Galvanized ointment trap

Name	Colour	Art. No.	Width (mm)	Height (mm)	Depth (mm)	Weight (kg)
Smoke cabinet	galvanized	500090	780	1500	530	46







S L O V A K M A N U F A C T U R E R O F M E T A L F U R N I T U R E

A
C
C
E
S
S
O
R
I
E
S




ACCESSORIES FOR CABINETS, TROLLEYS AND WORKBENCHES




18-PIECE SET OF TOOL HOLDERS

Art. No. 118474



5-PIECE SET OF TOOL HOLDERS

Art. No. 118470



TYPE OF WORKTOPS

Beech worktop



Worktop MULTIPLEX



Veneered glued spruce worktop



Worktop MULTIPLEX with antistatic surface



PERFORATED PANEL





FOR HOOKS



Name	Colour	Art. No.	Width (mm)	Height (mm)	Depth (mm)	Weight (kg)
Perforated panel for hooks 1200	5015	302060	1200	460	20	6
	7035	302070				
Perforated panel for hooks 1500	5015	302110	1500	460	20	7
	7035	302120				
Perforated panel for hooks 1700	5015	302140	1700	460	20	8
	7035	302150				
Perforated panel for hooks 2000	5015	302170	2000	460	20	9
	7035	302180				

Name	Colour	Art. No.	Width (mm)	Height (mm)	Depth (mm)	Weight (kg)
Perforated panel for plastic boxes 1200	5015	302200	1200	460	20	6
	7035	302210				
Perforated panel for plastic boxes 1500	5015	302230	1500	460	20	7
	7035	302240				
Perforated panel for plastic boxes 1700	5015	302260	1700	460	20	8
	7035	302270				
Perforated panel for plastic boxes 2000	5015	302290	2000	460	20	9
	7035	302300				

FOR PLASTIC BOXES



ACCESSORIES FOR TROLLEYS



Tools holder
Art. No. 401200



Waste container
Art. No. 401220

Name	Colour	Art. No.	Width (mm)	Height (mm)	Depth (mm)	Weight (kg)
Tools holder	7001	401190	300	163	100	1,5
	7016	401200				
Waste container	7001	401210	290	160	330	2
	7016	401220				
Paper holder	7001	401230	333	250	150	1,5
	7016	401240				
Storage box	7001	401250	300	90	160	0,5
	7016	401260				



Paper holder
Art. No. 401240




Storage box
Art. No. 401260

ACCESSORIES FOR WORKBENCH DRAWERS




23-PIECE SET OF PLASTIC ORGANIZERS

Art. No. 500800



30-PIECE SET OF PLASTIC ORGANIZERS

Art. No. 500810




SET OF DIVIDERS FOR WORKBENCHES



Name	Colour	Art. No.	Dimensions (mm)	Weight (kg)
Set of dividers for workbenches (drawers: 435x90x524)	7001	302390	431x62 (3pcs)	2
	3000	302410	521x62 (3pcs)	
	7016	302420		

ACCESSORIES FOR TROLLEYS

SET OF DIVIDERS



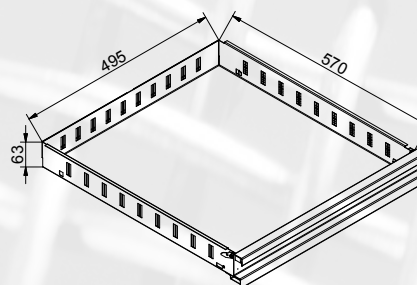
Name	Colour	Art. No.	Dimensions (mm)	Weight (kg)
Set of dividers for trolley GW07/A	7001	401370	496x62 (3pcs)	1,5
	3000	401380	382x62 (3pcs)	
Set of dividers for trolley 4B PROMO	7001	401385	341x57 (3pcs) 577x57 (3pcs)	1,5
Set of dividers for trolley Basic	galvanized	401340	347x60 (3pcs)	1
Set of dividers for trolley CLASSIC	7016	401350	574x62 (3pcs)	1,5
	3000	401360	406x62 (3pcs)	
Set of dividers for trolley MAX DL02	3000	401392	341x57 (3pcs) 458x57 (3pcs)	1,5

PVC DRAWER ORGANIZERS FOR TROLLEY PV04




Name	Colour	Art. No.	Dimensions (mm)
8-unit PVC-organizer	black	401394	320x220x50
11-unit PVC-organizer		401395	
12-unit PVC-organizer		401396	
18-unit PVC-organizer		401397	
20-unit PVC-organizer		401398	
24-unit PVC-organizer		401399	
Set of PVC organizers (6pcs)	black	401400	320x220x50 (6pcs)

SET OF DIVIDERS FOR EURO CABINET 09/12



Name	Colour	Art. No.	Dimensions (mm)	Weight (kg)
Set of dividers for EURO 09/EURO 12	7035	401300	549x62 (3pcs)	2
	5015	401310	496x62 (3pcs)	
	7016	401320		



CONTACTS

GÜDE s.r.o.
Podtúreň-Roveň 208
033 01 Liptovský Hrádok

Tel./Fax: +421 44 52 22 688
e-mail: gude@gude.sk
www.gude.sk

